

# Secure Biometric Authentication System Architecture Using Fingerprint Using FAR

G.Kanimozhi,

Asst.Professor,Dept of Computer Science,  
Barathidasan University Constuent College  
for Women,  
Thanjavur, India

Dr.T.Chakravarthy,

Associate Professor,  
Dept.of Computer Applications,  
A.V.V.M. Sri Pushpam college  
(Autonomous), Thanjavur, India

## ABSTRACT

*The recent technology for people identification and authentication is biometric recognition system. As a comparison of traditional and biometrics-based systems, verification refers to the authentication procedure when the user claims an identity (I) and the output is a (Yes/No) decision. On the other hand, during identification the user does not claim an identity: the authentication system searches the entire database of enrolled users for a match, and if there is a match, it outputs the identity of the user I.*

*Conceivably the most important application of accurate delicate recognition is securing limited access systems from malevolent attacks. The presently employed biometric techniques, fingerprint identification systems have received the most attention due to the long history of fingerprints and their wide-ranging use in forensics. In this paper we focus on two vulnerable points :the database where the templates are stored and the communication channel between the stored templates and the matcher.*

**KEYWORDS:** *identification, authentication, templates, finger print, matcher.*

## 1. INTRODUCTION

### 1.1 Biometrics and Security

With the propagation of large-scale computer networks (e.g., Internet), the increasing number of

applications making use of such networks (e.g., e-commerce, e-learning), and the growing concern for identity theft problems, the design of appropriate personal authentication systems is becoming more and more important. Systems that have the ability to authenticate persons (i) accurately, (ii) quickly, (iii) dependably, (iv) without invading privacy rights, (v) cost effectively, (vi) in a user-friendly manner, and (vii) without radical changes to the existing infrastructures are desired. Note that some of these requirements conflict with the others. The traditional personal authentication systems that make use of either a (secret) piece of knowledge (e.g., password) and/or a physical token (e.g., ID card) that are assumed to be utilized only by the legitimate users of the system are not able to meet all of these requirements. Biometrics-based personal authentication systems that use physiological and/or behavioral traits (e.g., fingerprint, face, iris, hand geometry, signature, voice . . . ) of individuals have been shown to be promising candidates for either replacing or augmenting these traditional systems [8,9]. They are based on entities (traits) that are actually bound with the individual at a much deeper level than, for example, passwords and ID cards. As a result, they are more reliable since biometric information cannot be lost, forgotten, or guessed easily. They lead to increased user convenience: there is nothing to remember or carry. They improve the authentication accuracy: the system parameters can be tuned so that the probability of illicit use of the system can be reduced.

*Enrollment* and *authentication* are the two primary processes involved in a biometric security system. During *enrollment*, biometric measurements are captured from a subject and related information from the raw measurements is gleaned by the feature

extractor, and this information is stored on the database. During *authentication*, biometric information is detected and compared against the database through pattern recognition techniques that involve a feature extractor and a biometric matcher working in cascade. A typical automated biometrics-based identification

system consists of the six major components depicted in Fig.1.

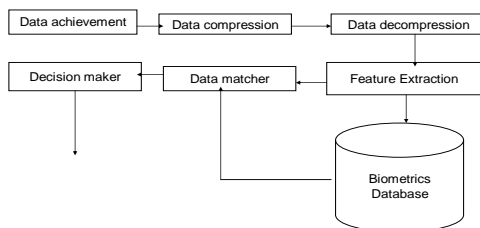


Figure 1 - A generic biometrics-based system.[11]

The data achievement component obtains the biometric data in digital format by using a device. The second and third components of the system are optional, based on the system's storage requirements. The fourth component employs a feature extraction algorithm to produce a *feature vector* whose components are numerical characterizations of the underlying biometrics. The fifth component of the system is the data *matcher* which compares feature vectors to produce a score which indicates the degree of similarity between the pair of biometrics data under consideration. The sixth component of the system is a decision-maker that can be programmed to accommodate system specifications. System performance and accuracy is primarily determined by two parameters – FAR and FRR[17]. A genuine individual could be mistakenly recognized as an imposter. This scenario is referred to as “*false reject*” and the corresponding error rate is called the false reject rate (FRR); an imposter could be also mistakenly recognized as genuine. This scenario is referred to as “*false accept*” and the corresponding error rate is called the false accept rate (FAR). FAR and FRR are widely used measurements in today's commercial environment.

## 2. FINGERPRINT IDENTIFICATION

Fingerprints are made of a series of *edges* and *furrows* on the surface of the finger and have a core around which patterns like swirls, loops, or arches are curved

to ensure that each print is unique [13]. An *arch* is a pattern where the ridges enter from one side of the finger, rise in the center forming an arc, and then exit the other side of the finger. The *loop* is a pattern where the ridges enter from one side of a finger, form an arc, and have a habit of to exit from the same side they enter. In the *whorl* pattern, ridges form circularly around a central point on the finger. The ridges and furrows are characterized by irregularities known as *minutiae*, the distinctive feature upon which finger scanning technologies are based. Minutiae points are local ridge characteristics that occur at either a ridge bifurcation or a ridge ending. The ridge ending is the point at which a ridge terminates. Bifurcations are points at which a single ridge splits into two ridges. Minutiae and patterns are very important in the analysis of fingerprints since no two fingers have been shown to be identical.

There are five stages involved in finger-scan verification and identification:

1. Fingerprint Image Acquisition
2. Image Processing method
3. Locating Distinctive Characteristics
4. Template Creation method
5. Template Matching method

A sensor takes a mathematical snapshot of the user's unique pattern, which is then saved in a fingerprint database. A fingerprint *enhancement* algorithm (that uses *Gabor filters* as band-pass filters to remove the noise and preserve true ridge/valley structures) is included in the minutiae extraction module to ensure that the performance of the system is not affected by variations in quality of fingerprint images.




Figure 2 - The noisy fingerprint image, output of the enhancement module and the final binary image.

The continuously changing directions of the ridges constitute an *oriented texture* possessing different spatial frequency, orientation, or phase; and hence, by decomposing the image in several spatial frequency and orientation channels fingerprints can be discriminated or matched.

## 2.1 Feature Extraction

Most Feature extraction algorithms function on the following four steps

- ⌚ Determine a reference point for the fingerprint image,
- ⌚ Tessellate the region around the reference point,
- ⌚ Filter the region of interest in different directions, and,
- ⌚ Define the feature vector.

## 2.2. Fingerprint Matching

Fingerprint matching refers to finding the similarity between two given fingerprint images. Due to noise and distortion introduced during fingerprint capture and the inexact nature of feature extraction, the fingerprint representation often has missing, spurious, or noisy features. Therefore, the matching algorithm should be immune to these errors. The matching algorithm outputs a similarity value that indicates its confidence in the decision that the two images come from the same finger. The existing popular fingerprint matching techniques can be broadly classified into three categories depending on the types of features used:[8]

- ⌚ Minutiae-based
- ⌚ Correlation-based
- ⌚ Euclidean distance-based

One of the main difficulties in the minutiae-based approach is that it is very difficult to reliably extract minutiae in a poor quality fingerprint image. The simplest correlation-based technique is to align the two fingerprint images and subtract the input image from the template image to see if the ridges correspond. For the third approach, matching is based on a simple computation of the Euclidean distance between the two corresponding feature vectors, and hence is extremely fast.

## 3. COMPARISON OF COMPETING FINGERPRINT MATCHING ALGORITHMS

From an extensive research of available literature, it was found that software based on competing matching algorithms had been developed and were available as freeware. Most of them were built upon a common MATLAB based platform by picking up m-files from an open source and integrating them according to the algorithm that they desired to implement. Two such software – one based on the traditional Minutiae-Matching Algorithm developed

at the Hong Kong Baptist University, and the other a hybrid of the former and a novel Gabor-filter bank technique developed at the Michigan State University in the USA – were downloaded and compared against a common database.

### 3.1. The Database

The publicly available *NIST Special Database 4*, which contains 8-bit gray scale images of randomly selected fingerprints distributed for use in the development and testing of automated fingerprint classification systems was used. In addition, a small personal database of 20 prints (10 pairs) was created from my friends, by the inked method. The images were scanned using a standard Epson scanner and saved in the JPEG format at 500dpi according to the accepted standard.

### 3.2. A Minutiae-Based Matcher (developed by the Hong Kong Baptist University)

To implement a minutiae extractor, a three-stage approach is used, as shown in Fig 3.

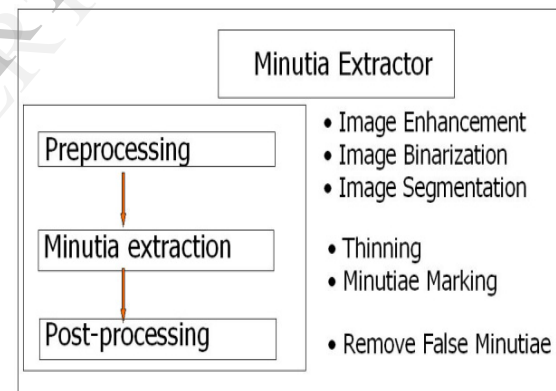


Figure 3 - Minutiae Extractor Block Diagram, HKBU

For the fingerprint image preprocessing stage, they used Histogram Equalization and Fourier Transform for image enhancement. Finalization is done using the locally adaptive threshold method. For the post-processing stage, a more rigorous algorithm is developed to remove false minutia.

### 3.3. Fingerprint Recognition System 5.1

It is developed by S. Prabhaker and A. Jain at Michigan State University, and published as freeware by Luigi Rosa [3]. The proposed filter-based algorithm uses a bank of Gabor filters to capture both local and global details in a fingerprint as a compact

fixed length feature vector called a Finger Code[5] . The fingerprint matching is based on the Euclidean distance between the two corresponding Finger Code vectors.

### 3.4. The Method of Comparison

It was noted that, on the whole, the prints obtained from the NIST database-4 were of superior quality to the inked ones. 50 (25 pairs) fingerprint images of quality better than the rest (based on observation) were selected out of the total sum and fed first as input into the minutiae based matcher [14], and then into the filter-bank based matcher [13]. Both the software's enable the user to first enter one of the two fingerprints in a matched pair in a database that the programs save locally on the disk. Then they asks for a second print to be matched against the database in the search for a match. The output values from each measurement were recorded.

## 4. RESULTS

The minutiae based approach [12] discussed in IIIB is used, at low FARs it captured a good amount of global information and was able to distinguish between fingerprints that have a very similar global structure. When 25 pairs of fingerprints (of superior quality) were fed into the software using filter based algorithm discussed in section IIIC, the results were as follows: ( Threshold Value = 35 )

- ⊕ No. of False Accepts = 2 ( 8 % )
- ⊕ No. of False Rejects = 1 ( 4 % )

Now, here, we have a sort of an anomaly. Since the false accept rate is greater than the false reject rate, this would seem to suggest that the algorithm offers very little security, and is almost not effective at all. The cause of this sort of deviation may be attributed to the fact that the database that was used was small, and not *representative* of the minimum decorum needed for the proper functionality of the software. Possible, this could be remedied by using a large number of prints over which this error might gradually recede to the acceptable limits.

From the data provided by the vendor, it can be seen that these errors lie within acceptable ranges when the software was tested against a standard 10,000 print strong database. One more issue worth addressing here is that in case we have to proceed with such a situation where number of FAR is greater than FRR, what we could do is create a log of every query made to the system and incase of every FAR we could use human intervention to clarify the claim to access till the system is fixed.

We noticed that the imposter distribution was *wider* than the corresponding imposter distribution obtained for the other algorithm. The reason for this is that the Finger Codes are capable of capturing more global and local information. The genuine distribution for this approach was quite *narrow* since the Euclidean-distance based algorithm uses Gabor filters to enhance the noisy image whereas the former algorithm uses a Histogram Equalization technique.

## 5. INFERENCE

The most important outcome of this study was the fact that none of the two approaches was a clear cut winner in terms of performance, and hence none of them can be preferred over the other in a general sense. To improve overall performance, perhaps a combination of two or more known algorithms is necessary since all algorithms have their advantages and disadvantages. Perhaps the most important fact to be understood here is that the most efficient and effective method to improve the verification for any given system is to *combine* known algorithms in a way that we can capitalize on the advantages of each and use them to overcome the shortcomings of the complementing techniques.

## 6. SYSTEM DESIGN ISSUES

Many different fingerprint biometric technologies are available today. A highly secure fingerprint biometrics may be difficult and time-consuming to use. On the other hand, a convenient fingerprint sensor may enhance the ease and speed of use at the expense of security. It is important to understand the security requirements of an application and the level of convenience needed by the users of the biometric system.

First, we define 'Security' and 'Convenience' in terms of known variables FAR and FRR:

$$\oplus \text{ Convenience} = 1 - \text{FRR} \quad (1)$$

$$\oplus \text{ Security} = 1 - \text{FAR} \quad (2)$$

The higher the FRR, the less convenient the application is because more subjects are incorrectly recognized and therefore subject to denial of service or exception handling process. The higher the FAR, the less secure the application, since it will grant access to malicious imposters. Hence, it is important to realize the 'Security/Convenience Trade-off'[17] as shown in Fig. 4

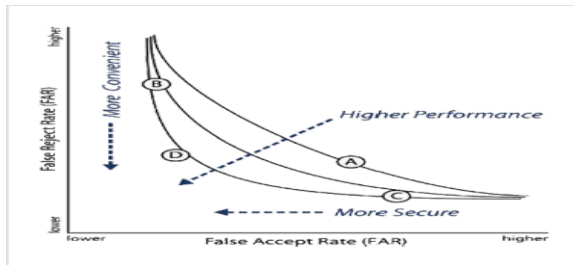


Figure 4 - The Security/Convenience Trade-Off

Depending upon the security or convenience needs of a particular application, the designer can estimate the FAR and FRR thresholds at which the system would operate. When it comes to personal electronic devices such as laptops or mobile telephones, cost and user convenience will be important considerations. Since this application has a low number of people using each device, a moderate FAR is an acceptable security risk. Because the sensor can be quickly re-swiped in case of a rejection, a moderate FRR is acceptable.

In a limited access facility, the overriding concern will be security, and not the convenience of the people using the system or the cost of the sensor. Technically, this type of application requires a very low FAR, to ensure that security is very high. This means that the sensor and matching system must be extremely sensitive to variations. They, however, could deny access to authorized users (higher FRR) from time to time which is the price to pay for enhanced security. (Convenience is compromised). Systems at immigration departments form a typical case. Security must be quite high so that criminals and terrorists or other malicious entities do not cross the border into a country. Additionally, the application must be very Convenient so that a large number of people can be processed relatively quickly to keep the lines moving steadily. Technically, the security requirements of this application call for a low FAR, but must also have a moderately low FRR to keep the lines short and moving. In the case of FRR situations, a person will be pulled out of line and reviewed manually by a border control agent.

## 6.1. Comparing Security Systems

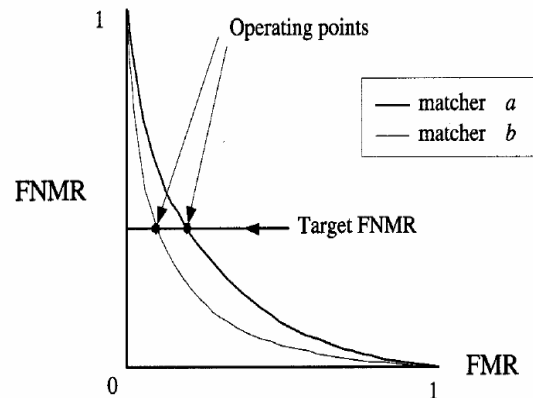


Figure 5 - Comparison of systems based on ROC

The ROC curves of two different systems plotted on the same axes enable us to view their comparative performance. Based on this curve we can decide which would be better suited to a particular application, considering we have the relevant data describing the specifications of both the systems. As evident from Fig. 5, matcher 'a' is superior to matcher 'b' since for every possible FRR, its FAR is lower.

A DET curve is a modified ROC curve[9] which is sometimes preferred for its ease of interpretation. It plots FRR vs. FAR using logarithmic axes. This helps to spread out the plot and helps in identifying superior system performance more clearly.

## 7. CONCLUSION

Utilization of fingerprint class prior probabilities, spatial minutiae Presence probabilities and class-based orientation fields contributed to the effectiveness of the attacker by decreasing the number of required access attempts to reach templates that mimic the actual target templates. We proposed a score masking procedure to decrease the feasibility of this attack: by eliminating the correlation between the controlled changes the attacker introduces to the synthetic templates and the returned matching scores, it is shown that a valid minutiae template cannot be synthesized.

## REFERENCES

- [1] A. Adler. Sample images can be independently restored from face ecognition templates. Available at

<http://www.site.uottawa.ca/~adler/publications/2003/adler-2003-fr-templates.pdf>, 2003.

- [2] I. Armstrong. Passwords exposed: users are the weakest link .Available at [http://www.safestone.com/downloads/news/news\\_passwords\\_exposedsc\\_magazine\\_may03.pdf](http://www.safestone.com/downloads/news/news_passwords_exposedsc_magazine_may03.pdf), 2003.
- [3] P.J. Besl and N.D. McKay. A method for registration of 3-d shapes. *IEEE Transactions on Pattern Analysis and Machine Intelligence*, 14(2):239{256, February 1992.
- [4] R. M. Bolle, N. K. Ratha, A. Senior, and S. Pankanti. Minutiae template ex-change format. In *Proc. AutoID 1999, IEEE Workshop on Automatic Identification Advanced Technologies*, pages 74{77, 1999.
- [5] R. Cappelli, A. Erol, D. Maio, and D. Maltoni. Synthetic fingerprint image generation. In *Proc. International Conference on Pattern Recognition (ICPR)*, vol. 3, pages 475{478, 2000.
- [6] T. C. Clancy, N. Kiyavash, and D. J. Lin. Secure smartcard-based fingerprint authentication. In *Proc. ACM SIGMM Multimedia, Biometrics Methods and Applications Workshop*, pages 45{52, 2003.
- [7] Colorado State University. Evaluation of face recognition algorithms. Available at [www.cs.colostate.edu/evalfacerec/index.html](http://www.cs.colostate.edu/evalfacerec/index.html).
- [8] Congress of the United States of America. Enhanced Border Security and Visa Entry Reform Act of 2002. Available at [http://unitedstatesvisas.gov/pdfs/Enhanced Border Security and Visa Entry.pdf](http://unitedstatesvisas.gov/pdfs/Enhanced_Border_Security_and_Visa_Entry.pdf), 2002.
- [9] S. Dass and A. K. Jain. Fingerprint classification using orientation field flow curves. In *Proc. Indian Conference on Computer Vision, Graphics and Image Processing*, pages 650{655, 2004.
- [10] S. C. Dass. Markov random field models for directional field and singularity extraction in fingerprint images. *IEEE Transactions on Image Processing*, 13(10):1358{1367, October 2004.
- [11] Bolle R, Connell J, et al. Guide to Biometrics, Springer, 2003.
- [12] Jain LC, Intelligent Biometric Techniques in Fingerprint and Face Recognition, CRC Press, 1999
- [13] Maltoni D, Jain AK, Maio D, Prabhakar S, Handbook of Fingerprint Recognition, Springer, 2004
- [14] Vacca JR, Biometric Technologies and Verification Systems, Butterworth-Heinemann, 2007
- [15] Munir MU, Javed MY; "Fingerprint Matching using Gabor Filters"; 2005
- [16] NTSC Subcommittee on Biometrics, "Fingerprint Recognition", 2000
- [17] [http://www.isc365.com/Biometrics\\_Security\\_Vs\\_Convenience.aspx](http://www.isc365.com/Biometrics_Security_Vs_Convenience.aspx)
- [18] <http://www.csse.uwa.edu.au/~pk/Research/MatlabFns>
- [19] <http://biometrics.cse.msu.edu/fingerprint.html>