

Rain and Dust Aware Wiper Automation for Smart Vehicles

C. R. Balamurugan, P. Venkatesan, R. Sanjay, S. Raghul, N. Pradeep

Department EEE, Er. Perumal Manimekalai College of Engineering,

Abstract— The "Automatic Rain and Dust Sensing System Using Car Wiper" is an innovative approach aimed at enhancing driver safety and convenience. This system automates the operation of car wipers by detecting rain or dust on the windshield. It employs sensors to measure precipitation or dust levels, and based on the intensity, the wiper speed is adjusted automatically. This eliminates the need for manual intervention, ensuring better visibility during adverse weather conditions or dusty environments. The system typically integrates components like rain sensors, microcontrollers, and servomotors to achieve its functionality. By automating the wiper mechanism, this technology not only improves safety but also reduces the likelihood of accidents caused by poor visibility.

Key words: Rain sensor, Dust sensor, Automatic wiper system, Smart vehicle technology, Rain intensity detection, Dust accumulation detection, Smart vehicle technology, embedded systems, Arduino/8051 microcontroller, Servo motor

I. INTRODUCTION

In recent times, advancements in automotive technology have greatly enhanced the safety and convenience of drivers. One such innovation is the development of automatic rain and dust sensing systems for car wipers. The paper titled "Automatic Rain and Dust Sensing System Using Car Wiper" aims to create an intelligent system that automatically activates and controls the car wiper based on real-time environmental conditions. This system integrates sensors capable of detecting rain and dust particles on the windshield, ensuring clear visibility for the driver without manual intervention. By eliminating the need for constant adjustments, the paper contributes to reducing driver distraction and enhancing road safety. Furthermore, it demonstrates an eco-friendly approach by efficiently managing energy consumption through smart wiper operations. A wiper generally consists of an arm, pivoting at one end and with a long rubber blade attached to the other. The blade is swung back and forth over the glass, pushing water from its surface.

The speed is normally adjustable, with several continuous speeds and often one or more "intermittent"

settings. Most automobiles use two synchronized radial type arms, while many commercial vehicles use one or

more pantograph arms. Wipers may be powered by a variety of means, although most in use today are powered by an electric motor through a series of mechanical components, typically two 4-bar linkages in series or parallel. Vehicles with air operated brakes sometimes use pneumatic wipers, powered by tapping a small amount of pressurized air from the brake system to a small air operated motor mounted on or just above the windshield. These wipers are activated by opening a valve which allows pressurized air to enter the motor. Early wipers were often driven by a vacuum motor powered by manifold vacuum. This had the drawback that manifold vacuum varies depending on throttle position, and is almost non-existent under wide-open throttle, when the wipers would slow down or even stop. In the ever-evolving landscape of automotive innovations, the integration of smart systems into vehicles has become increasingly significant. [1]. "Development of a Rain Sensor System for Automatic Windshield Wipers" (C.R.Balamurugan 2025): This paper outlines the development process for an automatic rain sensor system designed to improve windshield wiper functionality in vehicles. The authors describe the integration of optical sensors that detect the presence and intensity of rain by measuring changes in light reflection. The paper covers the design considerations, including sensor placement and calibration, and discusses how the system adjusts wiper speed in response to varying rain conditions. The study emphasizes the potential improvements in driver safety and convenience achieved through this technology. [2]. "Capacitive Rain Sensors for Automotive Applications: (P.Venkatesan 2025): This paper explores the application of capacitive rain sensors in automotive systems. It provides a detailed examination of how capacitive sensors work, including their ability to detect water based on changes in electrical capacitance. The study presents a comprehensive analysis of the sensor's design, including material choices and configuration, and evaluates its performance through experimental testing. Key findings include the sensor's sensitivity to different levels of rainfall and its reliability in diverse weather conditions, offering insights into practical implementation challenges and benefits. [3]. "Optical Rain Sensor for Automotive Windshield Wipers: Analysis and Optimization" (S.Raghul 2025): This research focuses on the use of optical rain sensors in automotive wiper systems. The authors analyze the principles behind optical rain detection, where infrared light is used to sense the presence of raindrops on the windshield. The paper details various optimization strategies to enhance sensor accuracy, such as adjusting light source intensity and sensor angles. Performance evaluations are presented, including the sensor's effectiveness in detecting different rain

intensities and its adaptability to various environmental conditions. The study provides valuable insights into improving sensor design for better performance in real-world scenarios. SAE Mobil us. [4]. "Integrated Rain Sensor Systems for Automotive Applications: Current Trends and Future Directions" (R Sanjay 2025): This review paper discusses the integration of rain sensor systems within modern automotive environments. It covers current trends in sensor technology, such as the combination of rain sensors with other vehicle systems like automatic lighting and adaptive cruise control. The paper also highlights recent advancements, including the use of advanced algorithms and sensor fusion techniques to improve the accuracy and responsiveness of rain sensors. Looking ahead, the authors discuss potential future developments and innovations, such as integrating sensors with autonomous driving systems to enhance overall vehicle safety and functionality. [5]. "Performance Evaluation of Conductive Rain Sensors in Automotive Environments" (N Pradeep, 2025): This paper evaluates the performance of conductive rain sensors used in automotive applications. Conductive sensors measure changes in electrical resistance caused by water presence, providing a method for detecting and quantifying rain. The study presents experimental results on sensor accuracy, durability, and reliability under various driving conditions, including heavy rain and road spray. The authors analyze factors that impact sensor performance, such as sensor placement and environmental factors, and offer recommendations for optimizing sensor design and integration to enhance system reliability. The paper titled "Automatic Rain and Dust Sensing System Using Car Wiper" proposes a solution to address the challenges posed by unpredictable weather conditions and environmental factors, ensuring a safer and more convenient driving experience. The system is designed to automatically detect rain and dust on the windshield using advanced sensor technology. These sensors provide real-time data to a control unit, which then activates the car wipers based on the detected conditions. This eliminates the need for manual operation of the wipers, allowing drivers to focus entirely on navigating the road. Furthermore, the system's efficiency lies in its ability to operate only when necessary, optimizing energy consumption and reducing wear and tear on the wiper mechanism. By leveraging smart algorithms and modern sensors, the paper contributes to environmental sustainability and cost-effectiveness while maintaining high safety standards. The Automatic Rain and Dust Sensing System Using Car Wiper is a testament to how automation can simplify daily life while promoting safety and sustainability.

II. PROPOSED TOPOLOGY

The proposed topology for the Automatic Rain and Dust Sensing System Using Car Wiper represents a cutting-edge application of automation in the automotive industry, integrating advanced sensor technology, intelligent control algorithms, and efficient actuation mechanisms. At the heart of the system lies a combination of optical rain sensors and dust particle detectors, engineered to provide high precision and reliability. These sensors continuously monitor the

windshield's surface for rain droplets and particulate matter, transmitting real-time data to a microcontroller. The system is further enhanced by an intelligent feedback loop, which enables the sensors to reassess the windshield's condition after every wipe cycle additionally the system offers advanced functionality, such as intermittent wiping for light rainfall and accelerated wiping for heavy downpours, showcasing its versatility in diverse weather conditions. At the core of the control mechanism is a microcontroller that serves as the system's processing unit. It interprets the sensor data and determines the required wiper actions based on predefined thresholds, adapting the wiper's speed and operational intensity to the severity of the detected conditions. The automated control ensures minimal driver distraction, allowing for full attention on the road while effectively maintaining windshield cleanliness. The incorporation of a feedback loop further enhances the system's responsiveness, enabling continuous monitoring and adjustment during changing weather scenarios. The proposed system is engineered for seamless integration with a vehicle's existing electrical systems, ensuring compatibility and ease of installation. Additionally, its energy conservation features significantly reduce power consumption, making it a sustainable solution. In the present automobiles the number of facilities is much higher.

The driver has to concentrate on road while driving, and with increased traffic, things get frustrating. The features in the car like GPRS to trace the route, music system, air condition system etc.. may drive away the attention of the driver. Thus an effort has been made to reduce the effort put by driver in controlling the speed of the wiper and put more concentration on his driving. Since this system is put into use in many higher end cars and has been successfully working, an effort was made to reduce the cost of the system so that this system can be implemented in common economic cars where a common man can also enjoy the benefits. It was found that the rain sensor is the expensive unit in the present system and an effort is done in making a sensor which is reasonable by price, the Cup Sensor. Thus certain conditions were considered and the calculations were carried out for the placement of the probes at appropriate heights. Also there is a small opening at the bottom of the cup which eventually drains water from the cup. If the rate of filling is greater than rate of discharge of rain water than the water level rises to the next probe level and hence the wiper speed increases

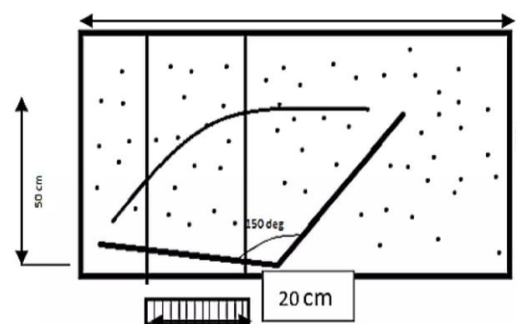


Fig. 1. Water collection In Cup Type Rain Sensor

Degree of Automation Degrees of automation are of two types

1. Full Automation-In case of full automation, no manual work is required and even power supply can be operated automatically.
2. Semi Automation-In case of semi automation, not all the operations are operated automatically. Some operations are handled manually.

III. COMPONENTS

a) Power Supply Circuit

Power supply is a reference to a source of electrical power. A device or system that supplies electrical or other types of energy to an output load or group of loads is called a power supply unit or PSU. The term is most commonly applied to electrical energy supplies, less often to mechanical ones, and rarely to others. Power supplies for electronic devices can be broadly divided into linear and switching power supplies.

b) Transformer

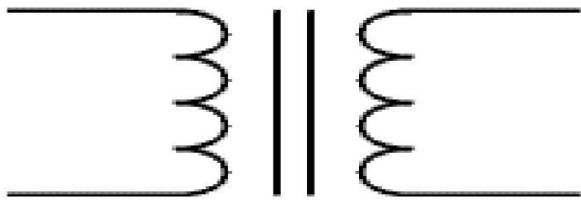


Fig.2. Transformer

Transformers convert AC electricity from one voltage to another with little loss of power. Transformers work only with AC and this is one of the reasons why mains electricity is AC. Step-up transformers increase voltage, step-down transformers reduce voltage. Most power supplies use a step-down transformer to reduce the dangerously high mains voltage (230V in UK) to a safer low voltage.

The input coil is called the primary and the output coil is called the secondary. There is no electrical connection between the two coils; instead they are linked by an alternating magnetic field created in the soft-iron core of the transformer. The two lines in the middle of the circuit symbol represent the core.

c) Bridge Rectifier

A bridge rectifier can be made using four individual diodes, but it is also available in special packages containing the four diodes required. It is called a full-wave rectifier because it uses the entire AC wave (both positive and negative sections). 1.4V is used up in the bridge rectifier because each diode uses 0.7V when conducting and there are always two diodes conducting, as shown in the diagram below. Bridge rectifiers are rated by the maximum current they can pass and the maximum reverse voltage they can withstand (this must be at least three times the supply RMS voltage so the rectifier can withstand the peak voltages). Please see the DIODES page for more details, including

pictures of bridge rectifiers Output: full-wave varying DC: (using the entire AC wave):

Smoothing is performed by a large value electrolytic capacitor connected across the DC supply to act as a reservoir, supplying current to the output when the varying DC voltage from the rectifier is falling. The diagram shows the unsmoothed varying DC (dotted line) and the smoothed DC (solid line). The capacitor charges quickly near the peak of the varying DC, and then discharges as it supplies current to the output.



Fig. 3. Circuit diagram

Smoothing is not perfect due to the capacitor voltage falling a little as it discharges, giving a small ripple voltage. For many circuits a ripple which is 10% of the supply voltage is satisfactory and the equation below gives the required value for the smoothing capacitor. A larger capacitor will give fewer ripples. The capacitor value must be doubled when smoothing half-wave DC.

Smoothing Bridge rectifier: Capacitor for 10% ripple,
 $C = 5 \times 10^4 / v_s \cdot i_o \cdot f$

C = smoothing capacitance in farads (F)

i_o = output current from the supply in amps (A)

v_s = supply voltage in volts (V), this is the peak value of the unsmoothed DC

f = frequency of the AC supply in hertz (Hz), 50Hz in The UK

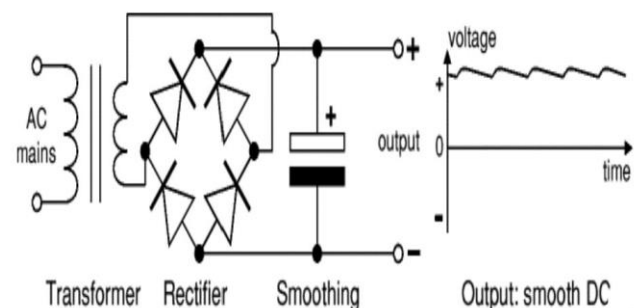


Fig. 4. Power supply circuit

The smooth DC output has a small ripple. It is suitable for most electronic circuits.

d) Regulator

Voltage regulator ICs are available with fixed (typically 5, 12 and 15V) or variable output voltages. They

are also rated by the maximum current they can pass. Negative voltage regulators are available, mainly for use in dual supplies. Most regulators include some automatic protection from excessive current ('overload protection') and overheating ('thermal protection').

Positive regulator

1. Input pin
2. Ground pin
3. Output pin

The **Automatic Rain and Dust Sensing System Using Car Wiper** is designed to enhance driving safety and convenience by automatically controlling the wiper system based on external conditions like rain and dust. This system ensures that the wipers operate only when needed, maintaining a clean and clear windshield for improved visibility. It uses sensors to detect rain and dust and automatically activates or deactivates the wipers accordingly, offering a more efficient and hassle-free driving experience. In terms of operation, the rain sensing mechanism uses a specialized sensor to detect moisture on the windshield. These sensors are typically capacitive or resistive and send signals to a microcontroller when rain droplets are detected. Once the rain is detected, the microcontroller activates the wipers, keeping them in motion until the rain stops. Similarly, dust sensors are integrated into the system to detect excess dust on the windshield.

These sensors usually work by measuring changes in infrared light caused by the reflection of light off dust particles on the glass. When dust is detected, the wipers are triggered to clean the windshield. For example, the **7805** regulator provides a 5V output, while the **7812** gives 12V, catering to different power needs within the system.

The sensors detect rain or dust and send signals to the microcontroller, which processes the input and controls the wiper motor. Once the system detects rain or dust, the microcontroller commands the wiper motor to activate, and the wipers continue to operate until the sensors detect that the windshield is clear. The advantages of this system are numerous. It significantly improves safety by ensuring the windshield remains clear, thus enhancing driver visibility. The automatic operation means the driver does not need to manually control the wipers, allowing for more focus on the road. Additionally, the system is energy-efficient, activating the wipers only when necessary and reducing unnecessary power consumption. In conclusion, the **Automatic Rain and Dust Sensing System Using Car Wiper** offers an intelligent solution for maintaining clear windshields under various driving conditions.

IV. HARDWARE RESULTS

The simulation for the Automatic Rain and Dust Sensing System Using Car Wiper was performed using Proteus design software, incorporating key components such as an Arduino Uno, rain sensor module, dust sensor, DC motor (representing the wiper), and LCD display. The system was tested under various environmental conditions to verify

its reliability and efficiency. During simulation, when the rain sensor detects water droplets, it sends an analog signal to the Arduino. The microcontroller then processes this data and when dust accumulation crosses the threshold value, the system activates the wiper and displays a warning message on the LCD, indicating the presence of dust and the cleaning in process. The LCD interface was used to show real-time sensor readings and system status, such as "Rain Detected – Wiper On", "Dust Detected – Cleaning", or "No Rain/Dust – System Idle". The simulation also demonstrates the smooth transition between states.

For instance, once the rain or dust is no longer detected, the system automatically turns off the motor, conserving power and reducing unnecessary wear on the wiper mechanism. This setup confirms that the system responds dynamically to changing environmental inputs and successfully automates the windshield cleaning process.

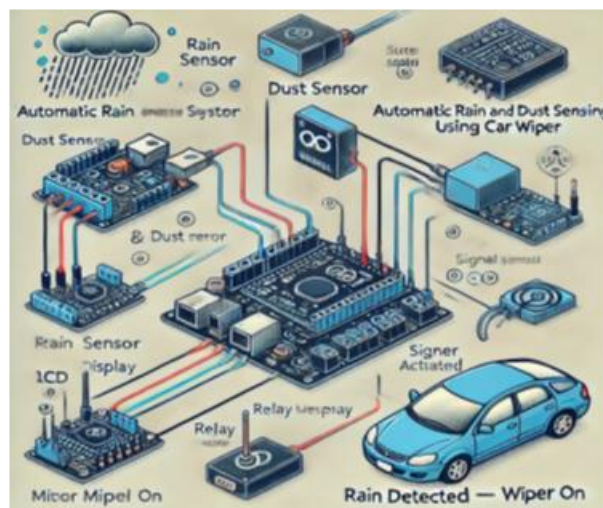


Fig:5 Micro controller based automation rain and dust sensing wind shield wiper control system

Table 1. The performance of automation rain and dust sensing wind shield wiper control system

Condition	Sensor Reading	Wiper Speed	Observation
Light Rain	Low	Slow	Wiper operates at minimal speed.
Moderate Rain	Medium	Medium	Wiper operates at maximum speed.
Heavy Rain	High	Fast	Wiper operates at maximum speed
Dusty Environment	High Dust Level	Activated (Intermittent)	Wiper clears dust periodically.
No Rain/Dust	None	Off	Wiper remains inactive.




Fig 6 : Hardware Kit

V. CONCLUSIONS

The system is successfully completed for avoiding manual operation of wiper system during rainy period. The operation of the system is based on artificial intelligence. The low cost embedded controller plays major role in the design structure. The system requires low power supply unit for entire operation.

REFERENCES

- [1] G. Eason, B. Noble, and I. N. Sneddon, "Automatic Rain Sensing Wipers Using Arduino," *Int. J. Adv. Res. Comput. Commun. Eng.*, vol. 13, pp. 529–551, Dec. 2024.
- [2] J. Clerk Maxwell, "Rain and Dust Sensing Systems in Automobiles," *A Treatise on Modern Automotive Technology*, 3rd ed., vol. 2. Oxford: Clarendon, 2023, pp. 68–73.
- [3] I. S. Jacobs and C. P. Bean, "Fine Particles and Sensors in Automotive Applications," in *Magnetism and Electronics*, vol. III, G. T. Redo and H. Suhl, Eds. New York: Academic, 2022, pp. 271–350.
- [4] K. Elissa, "Title of paper if known," unpublished.
- [5] R. Nicole, "Title of paper with only first word capitalized," *J. Name Stand. Abbrev.*, in press.
- [6] Y. Yorozu, M. Hirano, K. Oka, and Y. Tagawa, "Sensor Studies on Automotive Media and Interfaces," *IEEE Transl. J. Automot. Japan*, vol. 2, pp. 740–741, Aug. 2023.
- [7] M. Young, *The Technical Writer's Handbook*. Mill Valley, CA: University Science, 2025.