

Joint Sparse Graph OFDM using Low Density Parity Check

Anjali M. Sonwane
PG Department

M. B. E. Society's College of Engineering Ambajogai
Ambajogai, India

V. M. Harnal
PG Department

M. B. E. Society's College of Engineering Ambajogai
Ambajogai, India

Abstract - Increasing demand of high data rate applications at low cost, wireless communication is the key area of research, the solution to this problem is orthogonal frequency division multiplexing (OFDM). Multiple access and forward error correction (FEC) technique like OFDM with low density parity check (LDPC) and low density signature is the best choice over classical OFDM. This paper proposes joint sparse graph OFDM using low density parity check coding by combining joint sparse graph OFDM transmission techniques. The different low complexity transceiver structure joint multiuser detection and FEC decoding and shown numerical. In this paper propose JSG OFDM using LDPC coding that achieves significantly better BER (bit error rate) performance than JSG OFDM for several different system configurations.

Keywords— OFDM, Joint Sparse Graph, LDPC.

I. INTRODUCTION

Orthogonal frequency division multiplexing (OFDM) technique is a multicarrier transmission technique which being recognized as an excellent method for high speed bidirectional wireless data communication. For high speed wireless communication OFDM is the best choice and multicarrier transmission and used in many standards such as worldwide interoperability for microwave access (WIMAX), 4th generation partnership project long term evolution, Digital Audio and Video broadcasting and wireless local area network (WLAN)[6-7]. Feature of the OFDM are controlled overlapping of bands, maximum spectral efficiency. Joint sparse graph OFDM is based on a joint sparse graph (JSG) which combines multiple access and sparse coding [5]. The linear detectors are the minimum mean square error (MMSE) detector which implements the linear mapping [10-11] and the decorrelator invert the channel matrix [12]. Non linear detectors successive interference cancellation is highly dependent on the interference cancelation detector [13]. In OFDM system multiple antennas are useful for providing transmit and receive diversity to overcome fading [14]. Due to low density signature (LDS) structures each data symbol is only spread over a limited number of chips in LDS OFDM [16]. Low density parity check code (LDPC) is a linear error correcting code, a method of transmitting a message over a noisy transmission channel. LDPC codes constructed using sparse bipartite graph [9]. LDPC decoding may be performed at greater speeds [2]. Message passing LDPC decoder though a single joint graph is message passing to do joint detection decoding. Block code are usually decoded using hard decision algorithms. For every input and output signal a hard decision is made whether it corresponds to a one or a zero bits. Convolution codes are typically decoded using soft decision

algorithms like message passing algorithms. The higher error correction is performance than hard decision decoding. In LDPC codes larger girth improves the computational and bit error rate performance [3-8]. LDPC codes are finding increasing use in applications requiring reliable and highly efficient information transfer over bandwidth.

LDPC codes better performance and lower decoding complexity, linear block codes whose parity check matrix has a low density of one's that is sparse drawback of LDPC codes is their apparently high encoding complexity [20]. In digital communication QPSK is a higher order modulation scheme. Because of its advanced noise immunity, bandwidth efficiency and simpler circuitry it has generally used in OFDM. In this paper considering the system model and joint multiuser detection and decoding schemes as proposed in the previous work [1], this paper provide the performance analysis of given system using LDPC and present the performance analysis to reduce BER and results are obtained using numerical calculation on MATLAB. The rest of the paper is organized as follows: In section II, Illustrate the given system model of JSG-OFDM. In section III, Discussed different detection schemes. In section IV, JDG-OFDM using LDPC present. In section V, MATLAB results are given, finally section VI concludes the letter.

II. SYSTEM MODEL OF JSG-OFDM

JSG-OFDM transmitting number of K users to the same base station and each user are equipped with a single antenna. The block diagram of JSG-OFDM system is shown in fig.1.

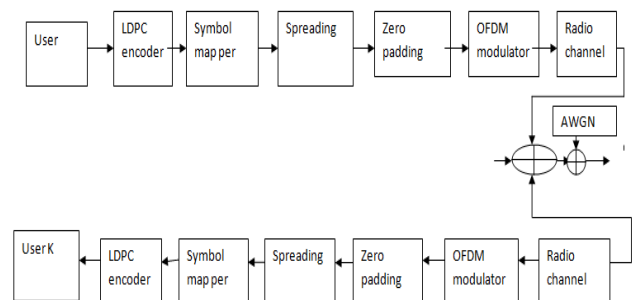


Fig.1. Block diagram for JSG OFDM Transmitter

Let the number of chips gain to be N, each user has a data vector of M data symbols and J be the number of parity check equations in the LDPC code. Fig.1. shown transmitter the function are number of users, encoding, and mapping, data symbol are subsequently OFDM modulation is modulate the chips into subcarrier frequencies and multiplied with a random

sequence of chips. The spreading signature has low density by the use of zero padding which means a large number of chips in the sequence are zeros is main difference JSG-OFDM transmitter. Each user's generated chip is transmitter over an orthogonal subcarrier and each subcarrier is only used by a limited number of symbols that may belong to different users. Each user, transmitting on given subcarrier will experience interference from only a small number of other user's data symbols.

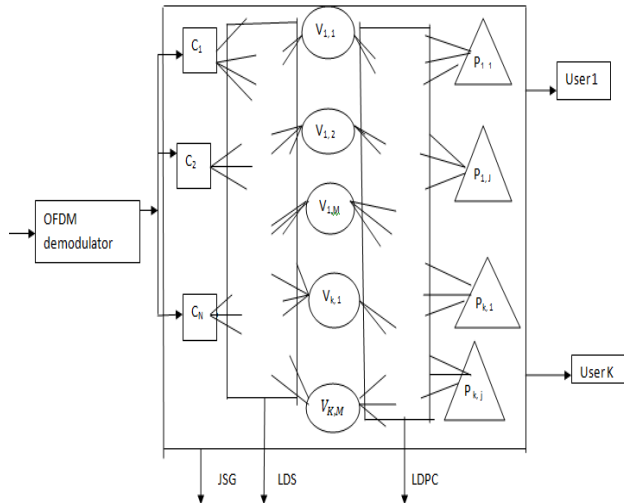


Fig.1. Block diagram for JSG-OFDM receiver

The receiver there are three types of nodes check nodes, variable node, and parity check nodes, representing the check, the data symbol, and parity check equation of the k^{th} user, respectively. Variable nodes are connecting to the check nodes and parity check nodes through low density edges. The joint sparse graph is arranged to process the chips from the received signal to the transmitted data [1].

III. JMUDD FOR JSG-OFDM

Message passing algorithms (MPA) are bit probabilities using intrinsic (before an event) and extrinsic (after an event) information [4]. JMUDD is the joint sparse graph. System model is based on single antenna transmission where neither the transmitter nor receivers have multiple antennas but the JSG can be extended to multiple inputs multiple outputs (MIMU).

The generate a (N, K) linear block with a generator matrix G with N and K corresponding to size of codeword or check nodes and information word or number of users. The generator matrix G is a K by N binary matrix. The complexity of multiplying a codeword with a matrix depends on the amount of 1's in the matrix. Sparse matrix H in the form $[P^T I]$ via the generator matrix G can be calculated as

$$G_s = [I_K \quad P] \quad (1)$$

Where I_K identity matrix with the size K by P is a K by $(N-K)$ matrix

The systematic generator matrix it is easy to find a systematic parity check matrix.

$$H_s = [P^T \quad I_{N-K}] \quad (2)$$

Tanner graph is bipartite graph, a graph with vertices separated into two sets and edges connecting nodes from different sets

$$S = C \cup V \quad (3)$$

There is no edge between nodes in the same set. The Tanner graph of an LDPC code with parity check matrix H has two types of nodes.

Nodes in V for each row of H are called variable nodes and C for each column of H is called check nodes. There are edges between check node i and j when $h_{ij} = 1$.

The check node degree d_c and variable node degree d_v the LDPC codeword can be represented as

$$C = \{x \in b^N : Hx^T = 0\} \quad (4)$$

H is the parity check matrix can be written as follows

$$[h_1 x^T = 0 \dots \dots \dots h_{N-K} x^T = 0] \quad (5)$$

h_i Is i^{th} row of H , where every row means one check requirement, then the membership indicator function is

$$I_c = \begin{cases} 1 & \text{if } x \in C \\ 0 & \text{else} \end{cases} \quad (6)$$

The method estimated codeword \hat{x} form a received word y . the detection maximum a posteriori (MAP) estimation and detection is optimal

$$\hat{x}(y) = \arg \max_x p(x|y) \quad (7)$$

Form Bays rule,

$$p(x|y) = \frac{p(x,y)}{p(y)} \quad (8)$$

$$= \frac{p(x|y)p(x)}{p(y)} \quad (9)$$

Because random codeword are used in practical, all symbols probabilities $p(x)$ are equally likely form $p(x) p(y) \text{ eq}^n$. (7) can be transformed into

$$\hat{x}_w(y) = \arg \max_x p(y|x) \quad (10)$$

$$\hat{x}_w(y) = \arg \max_{x \in C} \prod_{n=1}^N p(y_n|x_n) \quad (11)$$

Considering minimization of bit error probability bitwise MAP decoder estimates the codeword like

$$\hat{x}_B(y) = [\hat{x}_{B,1}(y), \hat{x}_{B,2}(y), \dots, \dots, \hat{x}_{B,N}(y)]^T \quad (12)$$

$$\hat{x}_{B,n}(y) = \arg \max_{x_n} p(x_n|y) \quad (13)$$

The decoder messages between variable nodes and check nodes respectively every time messages $\mu_{v_n \rightarrow \psi_l}(x_n)$ form variable node v_n to check node ψ_l and the message $\mu_{\psi_l \rightarrow v_n}(x_n)$ transmitting in the opposite way are updated.

$$\mu_{v_n \rightarrow \psi_l}(x_n) = p(y_n/x_n) \prod_{k \in N(v_n) \setminus \{l\}} \mu_{\psi_k \rightarrow v_n}(x_n) \quad (14)$$

$$\mu_{\psi_l \rightarrow v_n}(x_n) = \sum_{x_n} \Psi_l(x_l) \prod_{m \in N(\psi_l) \setminus \{n\}} \mu_{v_m \rightarrow \psi_l}(x_m) \quad (15)$$

And

$$b_{v_n}(x_n) = p(y_n/x_n) \prod_{k \in N(v_n)} \mu_{\psi_k \rightarrow v_n}(x_n) \quad (16)$$

$$\text{Where } b_{v_n}(x_n) = \mu_{v_n \rightarrow \psi_l}(x_n) \mu_{\psi_l \rightarrow v_n}(x_n)$$

In the message passing algorithms, messages are often computed in the logarithmic domain. Form eqⁿ. (14) and (16) in the logarithmic domain becomes

$$\log \mu_{v_n \rightarrow \psi_l}(x_n) = \log(y_n|x_n) + \sum_{k \in N(v_n) \setminus \{l\}} \log \mu_{\psi_k \rightarrow v_n}(x_n) \quad (17)$$

$$\log b_{v_n}(x_n) = \log p(y_n|x_n) + \sum_{k \in N(v_n)} \log \mu_{\psi_k \rightarrow v_n}(x_n) \quad (18)$$

In addition, sums can be applied by maximization. It is sums in eqⁿ. (15) can be replaced by max* function:

$$\log \mu_{\psi_i-v_n}(x_n) = \max_{x_n} \left\{ \log \psi_i(x_i) + \sum_{m \in N(\psi_i)(n)} \log \mu_{V_m-\psi_i}(x_m) \right\} \quad (19)$$

Where

$$\max^*[L_1, L_2] = \max[L_1, L_2] - \log(1 + e^{-|L_1 - L_2|}) \quad (20)$$

The max function, the max* operation can be max*[L₁, L₂, L_M] = ss

$$\max^*[\max^*[L_1, L_2, \dots \dots L_{M-1}], L_M] \quad (21)$$

The messages sent on an edge contains the probabilities of 1 and 0, these two probabilities can be conveniently expressed into log-likelihood ratio

$$\lambda_{ch,n} = \log \frac{p(y_n|x_n=1)}{p(y_n|x_n=0)} \quad (22)$$

AWGN channel, the Gaussian distribution and two probabilities are p(y_n|x_n = 1) and p(y_n|x_n = 0).

The log-likelihood ratio can be

$$\lambda_{ch,n} = \frac{2y_n}{\sigma^2} \quad (23)$$

From eqⁿ. (17)-(19) into the log-likelihood ratio forms the

$$\lambda_{A-B} = \log \mu_{A-B}(1) - \log \mu_{A-B}(0) \quad (24)$$

So the eqⁿ. (14)-(16) becomes variable nodes updated

$$\lambda_{V_n-\psi_i} = \lambda_{ch,n} + \sum_{k \in N(\psi_i)(i)} \lambda_{\psi_k-V_n} \quad (25)$$

$$\lambda_{\psi_k-V_n} = f \max^* (\{\lambda_{V_n-\psi_i}\}_{m=n}) \quad (26)$$

Where since

$$\log \mu_{V_m-\psi_i}(x_m) = (-1)^{(1-x_m)} \frac{\lambda_{V_m-\psi_i}}{2} \quad (27)$$

$$f \max^* (\{\lambda_{V_n-\psi_i}\}_{m=n}) =$$

$$\max_{x_i, x_n=1} \left\{ \log \psi_i(x_i) + \frac{1}{2} \sum_{m \in N(\psi_i)(n)} (-1)^{1-x_m} \lambda_{V_m-\psi_i} \right\}$$

$$- \max_{x_i, x_n=0} \left\{ \log \psi_i(x_i) + \frac{1}{2} \sum_{m \in N(\psi_i)(n)} (-1)^{1-x_m} \lambda_{V_m-\psi_i} \right\} \quad (28)$$

Here the definition of ψ_i is ψ_i = {h_i^Tx = 0} which is the ith check. If x fulfils the check log ψ_i = 0 otherwise log ψ_i → ∞

$$\lambda_{\psi_i, n} = \lambda_{ch,n} + \sum_{k \in N(\psi_i)} \lambda_{\psi_k-V_n} \quad (29)$$

IV. JSG-OFDM USING LDPC

A low density parity check (LDPC) codes is a linear block error correcting code, a technique of transmitting a message over a noisy transmission channel. LDPC code is constructed using a sparse bipartite graph. Advantage of LDPC codes is decoding of low complexity. A practical objection to the use of LDPC codes is that for large block lengths, their encoding complexity is high.

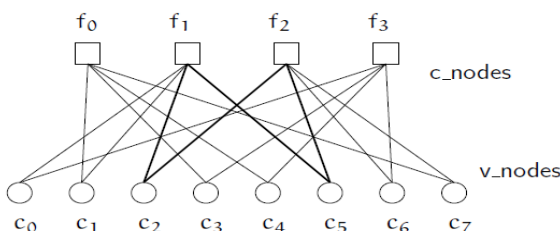


Fig.2. LDPC code tanner graph representation

Fig.2. shows LDPC code tanner graph representation. LDPC decoding is divided into two sets of nodes, check and variable nodes. Nodes on each side do computation independently of each other. A node is only connected to nodes on the other side. Low density parity codes are a linear block code defined by a sparse M*N parity check matrix, H where N > M and M=N-K. Non-binary symbols are generated to LDPC code, we consider only binary codes. The parity check has a small number of '1' entries compared to '0' entries, making its sparse. Row and column weights are much smaller than the matrix dimensions, with row weights greater than column weights. The rate of the parity check or code matrix is the fraction of information bits in codeword. It is given by K/N=(N-M)/N=1-(M/N). The number of '1' entries in the parity check matrix is given by M_k or N_j. In this work we propose to use LDPC with JSG OFDM to overcome this high complexity effect.

When LDPC is present, the effect is like random noise which increasing with LDPC. As LDPC value is increasing received signal is more distorted and the LDPC value bigger than 0.4% the received data are unreadable. Thus in this work we propose that by operating LDPC we can reduce the BER than previous work [1] JSG OFDM.

V. RESULTS

In this work, we propose results on MATLAB platform. We used Quadrature-Phase-shift key (QPSK) modulation of Quadrature-amplitude modulation (QAM). The following parameters are assumed in MATLAB that is Number of uses is 6, a variable node is 120, number chip nodes is 120. In this work we compare the BER performance of JSG OFDM using LDPC. As we seen from figures the proposed scheme provides significant BER performance improvement compared to scenario OFDM and still maintain its advantage over scenario JSGOFDM. Fig.3, 4 shows that comparison between 200%, and 300% loaded system. It achieves significantly better BER (almost nearer to zero) performance than scenario JSG OFDM. This graph is obtained using QPSK and it is the digital modulation technique. This modulation used in communication. Fig.5. shows of SNR vs. Channel capacity. It achieves significantly better channel capacity (Bits/symbol). We can conclude that as we go on increasing SNR no of errors decreases and hence increases channel capacity. Fig.6. Shows that comparison between channels. It achieves significantly better BER performance than channel. This scheme is very useful in high data rate communication over Additive White Gaussian noise (AWGN) and ITU Pedestrian channel is limited by noise. Fig.7. shows that comparison between deferent users. It achieves significantly better BER performance than different user. The performances of the worst user and the best user have better performance than the overall condition. Fig.8. shows that channel comparison between for 200% and 300% loaded. It achieves significantly better BER performance than JSG OFDM. This scheme is very useful in strong signal in receiver and impossible for the receiver to detect a weaker signal. Fig.9. shows that comparison over Multipath channels. This multipath channel model is ITU pedestrian channel A and ITU pedestrian channels B. To maximize multipath diversity linear constellation preceding and multiple antennas are necessary.

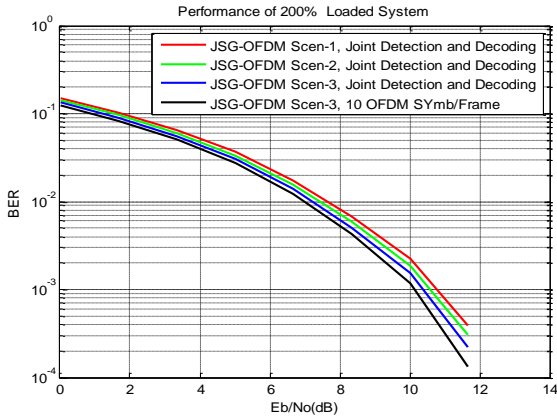


Fig.3. Performance of 200% Loaded system

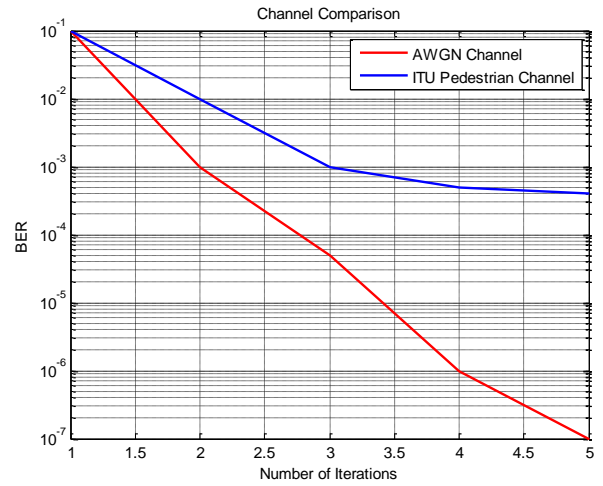


Fig.6. Channel Comparison

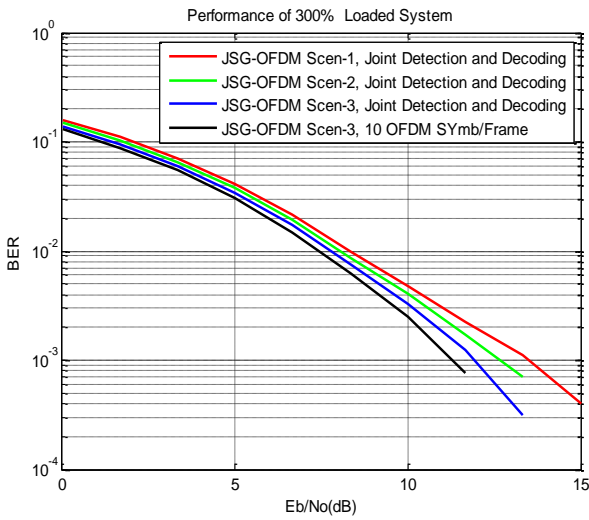


Fig.4. Performance of 300% loaded system

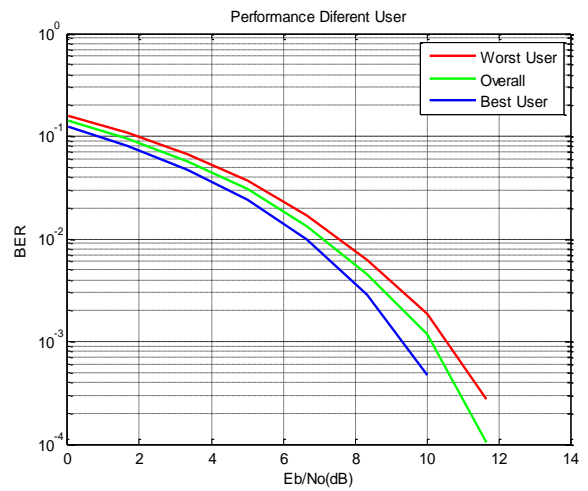


Fig.7. Performance Deferent user

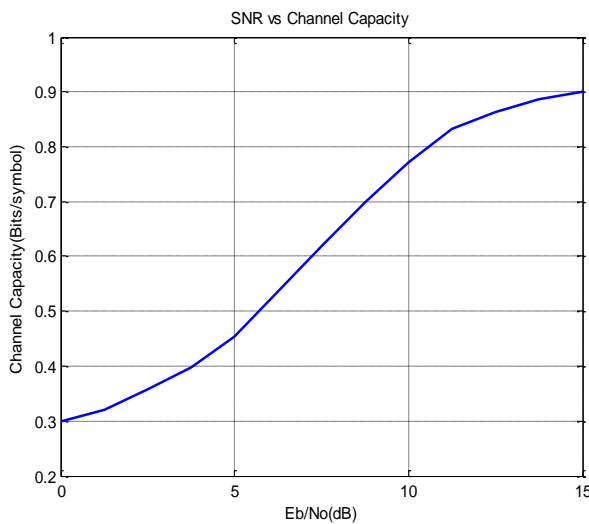


Fig.5. SNR vs. Channel Capacity

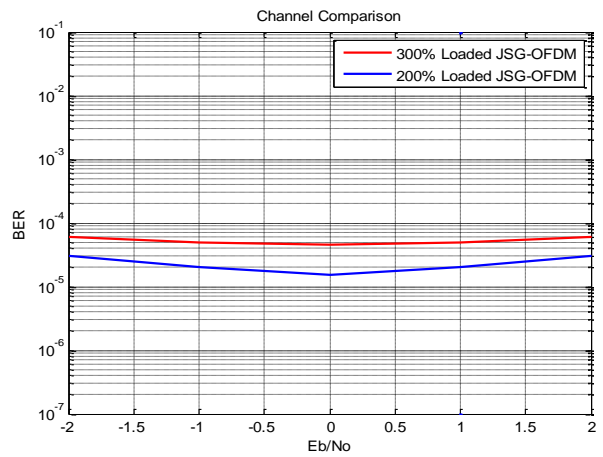


Fig.8. Channel comparison for 200% and 300% Loaded

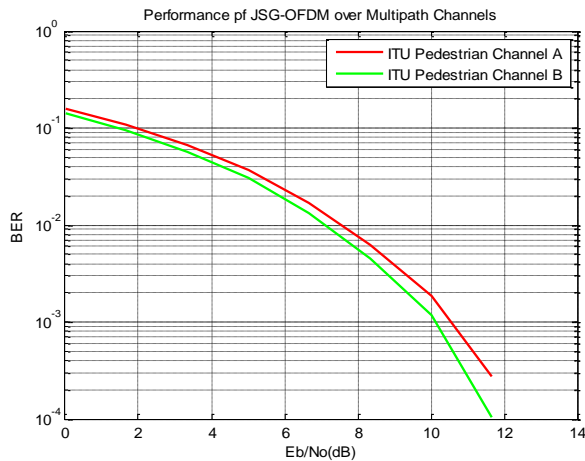


Fig.9. performance of JSG-OFDM over multipath Channels

VI. CONCLUSION

The proposed work called JSG OFDM using LDPC. It has been shown via numerical calculations on MATLAB platform that proposed work provides significant BER performance improvement almost nearer to zero over scenario JSG OFDM for several different configurations. As research on this concept has been going on, we can improve its performance further especially for more complex modulation like QAM by using advanced detection techniques.

REFERENCE

- [1] azieh Rustavi, member, *IEEE* "Design of joint sparse graph for OFDM system," *IEEE Trans. On wireless communications*, vol.14, No.4, April 2015.
- [2] R.G. Gallager, "Low density parity check codes," *IRE Trans. Inf.Theory*, vol.8,no.1,pp.21-28,jan. 1962.
- [3] Jose M.F.Maura, Jin Lu and Haitians Zhang, "Structured low density parity check codes, Methods to design regular LDPC codes with larger girth," *IEEE signal processing magazin*, vol.1,January 2004 pp.42-55.
- [4] T. Richardson and R.Urbane, "The Capacity of low density check codes under Messages Passing Decoding," *IEEE transaction on information theory*, pages 47:599-618, February 2001.
- [5] Surbhi Kaushik, Anjali Sax, "A Review on various OFDM Techniques and their applications," *International Journal of sciences*, Tokyo university, 2016
- [6] Standard for Local and Metropolitan Area Networks, part 16: Air Interface for Broadband Wireless Access System, IEEE, and Tech. Rep. May 2009.
- [7] ETSI, "Digital Video Broadcasting, Framing structure, Channel coding and modulation for digital terrestrial Television," European Telecommunication standard Standard EN-300-744, 2004-2006.
- [8] T. J. Richardson and R.L. Urbanke, "the Capacity of Low density parity check under message passing Decoding," *IEEE Trans. Inf. Theory*, vol.47, no.2, Pp.599-618, Feb.2001.
- [9] R. Diestel, Graph Theory. Berlin, Germany: Springer - Verlage, 2005, Tech. Rep.
- [10] D. N. C. Tse, and S. V. Hanley, "Linear multiuser receivers: Effective interface, effective bandwidth and user capacity," *IEEE Trans. Inf. Theory*, vol.45, no.2, pp. 641-657, Aug.1999.
- [11] K. Zhang, Y. L. Guan, and Q. Shi, "Complexity reduction for MC-CDMA with MMSE," *IEEE Trans. Veh. Techno*, vol. 57, no.3, pp. 1989-1993, May 2008.
- [12] L. Sacramento and W. Hamada, "Multiuser decor rector detectors in MIMO CDMA system over Nakagami fading channels," *IEEE Trans. Wireless commune*, vol. 8, no. 4, pp. 1944-1952, May 2009.
- [13] R. Ming, M. C. Reed, and S. Zhenning, "Successive multiuser detection and interference cancelation for contention based OFDM ranging channel," *IEEE Trans. Wireless commune*, vol. 9, no. 2,pp.481-487, Feb. 2010.
- [14] R. Razavi, M. Al-Imari, M. A. Imran, and D. Chen, "On receiver design for uplink low density signature OFDM," *IEEE Trans. Commune*, vol.60,no. 11,pp. 3499-3508,Nov. 2012.
- [15] G. V.Rangaraj, D. Jalihal, and K. Giridhar, "Exploiting multipath diversity in multiple antenna OFDM systems with spatially correlated channel," *IEEE Trans. Vel. Techno*, vol. 54, no.4, pp. 1372-1378, Jul. 2005.
- [16] E. Sharon, A Ashikhmin, and S. Litsyn, "Analysis of low density parity check codes based on EXIT functions," *IEEE Trans. Commune*, vol. 54,no. 8,pp. 1407-1414,Aug.2006.