

Energy Recovery Through Air Conditioning Machine's Condensate

Shahid Ali Khan

Heriot-Watt University, Dubai Campus,
PO Box 294345, Dubai, United Arab Emirates

Fan Wang

Heriot-Watt University, Edinburgh, EH144AS,
United Kingdom

Sarim Naji Al-Zubaidy

MTC, PO Box 262, Postal Code 111,
Muscat, Oman

Abstract

The hot and humid climate requires the use of air conditioning machines almost all year round. An extensive amount of low temperature condensate water can be harvested through the commercial and residential high rise building's large cooling capacity plant. The research reported that this alternative source could be estimated the amount of chilled water condensate that is generated during the cooling and dehumidification process in the air conditioning machines.

The paper demonstrated that considerable amount of condensate water 368.0 l.Hr^{-1} mean 1.5 liters. Hr^{-1}/kW latent cooling capacity can be collected through fresh air handling unit (FAHU) being used in multi floors building of Ground +15 floors building and utilized for the pre cooling of associated recirculated air conditioning machines. The cooling capacity saving 15 percentage (%) and power input by 18 percentage (%) can be achieved by pre cooling the condenser's out door entering air. Total saving of AED 3240(\$910)/month can be attained through the FAHU of this multi floors building.

Keywords

Air conditioning, Air Psychrometry, Condensate, Cooling & Dehumidification, Energy Reclamation.

Introduction

The hot and humid climate of United Arab Emirates (UAE) customs central air conditioning machines for virtually the whole year. Air-conditioning consumes around up to 65 per cent (%) of total power consumption during summer and the highest source of greenhouse gas emissions in the Emirate. It is not limit to Gulf countries. As a whole, energy demand has rapidly increased globally. Energy consumption is being increased day by day. Global energy demand is being projecting to rise by over one-third in the period to 2035 [1] as can be seen in the subsequent Fig.1. It is rising from 6030 Mtoe to 16730Mtoe.

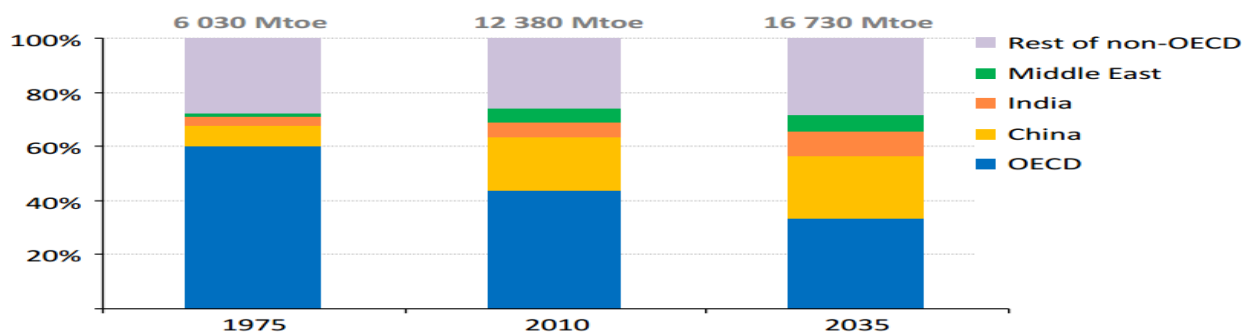


Figure1. World Energy Outlook 2012

The encouragement of energy efficiency and recoveries is one of the key goals of energy policies since it gets better resource management and reduces energy use and its environmental impact [2].

The substantial amount of condensate water through cooling coils of air conditioning machines is generated and is typically wasted to municipal sewerage systems. This energy can be utilized in air conditioning application for enhancing cooling plant efficiency, saving energy and reducing the carbon footprint.

The various energy standards have been introduced as necessary tools for improving energy efficiency and minimizing energy consumption in buildings like US ASHRAE Standard 90.1 [3], UK Building Regulations⁴ Part L2A [4] etc.

The use of various energy recovery techniques [5] and devices like heat pipe [6], desiccant energy recovery wheel [7], use of VAVs [8,9], VSDs [10] and VRF [11] arrangements etc. have started in the HVAC industry to save the energy and the operational energy cost, reducing the carbon foot print and keeping the environment green & sustainable. The VRF multi-split system is also one of the practices of decreasing the quantity of energy used. Aynur [11] detailed review focuses on the main study of multi-split VRF system energy saving.

Elsayed and Hariri [12] presented an experimental investigation to study the performance of a direct expansion air conditioning unit having variable speed condenser fans. The authors found 10 per cent (%) reduction in compressor power consumption was achieved by increasing the condenser air flow by about 50 per cent (%).

Ciro [13] et al presented the results of experimental analysis performances of refrigeration capacity attained by means of a variable-speed compressor with the on/off control using thermostat control. Ciro et al

concluded in their results that it is possible an average electric energy consumption of about 12 per cent (%) can be saved when an inverter is employed to control the compressor refrigeration capacity instead of imposing on/off cycle conventional thermostatic control working at the nominal frequency of 50 Hertz (Hz).

Amarnath and Blatt [14] described that multi-split VRF systems could save up to 30–40 per cent (%) of the energy by using a chiller-based system for a 200 refrigeration ton cooling system in a generic commercial building.

ElSherbini and Maheshwari [15] explained in his article that shading is also a technique which is used to reduce the cooling demand in buildings and save energy.

Hajidavalloo et al. [16] explained that increasing the coefficient of performance of an air conditioner with an air-cooled condenser is a challenging problem especially in areas with very hot weather conditions. Application of an evaporatively cooled air condenser instead of an air-cooled condenser is proposed in this paper as an efficient way to solve the problem. The power consumption can be reduced up to 20 per cent (%) and the coefficient of performance can be improved around 50 per cent (%).

Hajidavalloo [17] reported in another article, that the effect of using evaporative cooler in the window-air- conditioner by injecting water on the media pad installed in front of the condenser entrance.

He reported a 16 per cent (%) reduction in power consumption and a 55 per cent (%) improvement in total performance. The chilled water condensate from air conditioning machines is another one of the considerate energy recovery techniques to save the energy. Literature review focused that various techniques are being used for energy saving.

Condensate from A/C machines is being wasted. It is a good free source of energy recovery. It can be used for the condenser entering air pre cooling of air conditioning machines and can save considerable amount of energy by consuming a little infrastructure cost.

The international and national standards and local authorities have seriously started focusing on the use of chilled water condensate.

The ANSI/ASHRAE/UGBC/IES Standard 189.1 (2011) [18] clause 6.3.2.3.C, The Green Building Regulations & Specifications, DEWA, Dubai Municipality, Government of Dubai [19] clause 601.03 Condensate Recovery, Estidama [20] New Buildings Guidelines (ENBG) Abu Dhabi Chapter 3: clause 3.4.3 Air Conditioning Condensate,

U.S. Environmental Protection Agency [21], Green Building Design Guide [22] Singapore, Chapter 3, Water Efficiency, clause 3.4.1 emphasis on the practice of chilled water condensate.

The amount of condensate water generation from air conditioning machines is a potential in hot and humid climates particularly in UAE as demonstrated subsequent in Table 1. The six (6) years data has been taken from Dubai Air Navigation Services [23] and the matrix generated from January to December to evaluate the outdoor air relative humidity (RH) level. The results validate that the outside air RH level was high during the morning, evening and night times throughout the years.

years/hours	0001	0100	0200	0300	0400	0500	0600	0700	0800	0900	1000	1100	1200	1300	1400	1500	1600	1700	1800	1900	2000	2100	2200	2300
Jan 2007 -12	92	93	93	94	94	92	85	77	74	72	72	74	75	75	79	81	83	83	82	83	84	87	90	91
Feb 2007 -12	89	90	92	95	95	92	87	75	66	68	68	69	68	69	74	78	79	81	85	86	86	86	87	89
Mar 2007-12	91	92	93	93	93	87	81	74	71	69	67	72	66	68	73	82	81	84	81	82	83	85	86	89
April 2007-12	89	91	91	90	88	78	64	62	60	58	56	63	62	65	67	74	77	78	79	79	82	83	85	85
May 2007 -12	85	87	87	87	80	66	53	50	49	52	53	56	58	60	63	70	71	71	74	73	76	78	80	84
June 2007-12	85	87	88	86	80	71	60	55	57	60	59	59	62	61	65	70	73	76	77	78	78	79	82	83
July 2007 -12	83	84	85	85	80	71	60	55	58	62	61	63	66	66	68	72	75	77	77	77	78	79	80	81
Aug 2007 -12	79	81	81	80	75	69	56	55	57	58	59	61	62	65	69	70	72	71	72	74	76	78	77	79
Sep 2007 -12	88	88	89	90	88	76	66	56	57	60	59	61	64	66	71	77	77	77	77	79	79	81	82	85
Oct 2007 - 12	88	90	91	93	92	81	71	62	58	56	59	62	63	69	72	73	75	75	75	77	78	82	86	86
Nov 2007 -12	75	78	80	80	80	75	69	61	58	58	57	57	58	61	63	65	66	67	68	70	70	72	71	74
Dec 2007 -12	88	91	91	92	90	85	81	76	68	68	70	69	70	74	76	76	78	79	79	81	82	85	86	87

Table1. Mediocre Maximum Relative Humidity Matrix (%) 2007-2012

Khan.S et al [24] narrated that high level of humidity is a major source of latent load and produces substantial chilled water condensate during the cooling and dehumidification process at the cooling coils (evaporators) of air conditioning machines. The authors concluded that \$ 27994 per annum can be saved from 3 Towers+Ground+2 Parking+ 7 As conferred, the United Arab Emirates experience hot and humid climate and uses air conditioning machines almost all year round.

floors residential building by reducing the municipal water and utilizing this condensate water.

The aim is to utilize this condensate in the air conditioning application which is typically being wasted to municipal sewerage systems. It is worthwhile and can be utilized.

As a result, a considerable amount of condensate water through cooling coils of air conditioning machines is generated. This

extensive amount of low temperature condensate water can be harvested through the commercial and residential high rise building's large cooling capacity plant.

This free cooling source of energy can be harvested and utilized in reducing the mechanical plant's capital cost, reducing cooling demand, allowing selection of smaller HVAC equipment, maximizing energy savings, sinking the carbon footprint and increased occupant thermal comfort.

The subsequent approach is discussed to pre cool the condenser entering air by spraying the chilled condensate water. When the fine mist is released into the air, it creates flash evaporation, which sucks heat out of the ambient air and cool it adiabatically which is a recognized scientific principal that has been used for years to lower air temperature in outdoor zones. This cool air when enter in the condenser will improve the condensation and increase the efficiency of the A/C machine.

Method/Calculations

High rise buildings in a hot and humid climate use dedicated treated fresh air along with re-circulated air conditioning system. The various states of the United Arab Emirates

(UAE) such as Abu Dhabi, Dubai, Sharjah etc., has a large number of high rise buildings. The air-conditioning and ventilation schemes consist of direct expansion (DX) split/package or water cooled recirculated air conditioning units along with treated fresh air handling units are practice for maintaining indoor air quality (IAQ) in the building. The air conditioning system produces significant condensate water during the cooling and dehumidification process.

Aiming on fresh air in discussion here which contributes a significant amount of chilled water condensate during summer and mild seasons.

Typically, Ground+15 floors residential building entail $8100.0 \text{ l.sec}^{-1}$ ($8.10\text{m}^3.\text{sec}^{-1}$) as per the subsequent calculation carried out referring ASHRAE Standard 62.1 Ventilation rates [25] referred frequently in gulf as shown in Table 2.

Ground+15 Floors Residential Building							
Bed Room Type	Kitchen	Bath-1	Bath-2	Sub Total	Qty	Total	Operation
	l.sec^{-1}	l.sec^{-1}	l.sec^{-1}	l.sec^{-1}	Nos.	l.sec^{-1}	
2 Bed Room	24	12	12	48	8	384	Continuous
1 Bed Room	24	12		36	2	72	Continuous
Extract Air /Floor						456	
Ground+15 Floors Building's Total Extract Air ; 456 l.sec^{-1} x 16 floors						7296	
Ground+15 Floors Building's Total Fresh Air with 10% for pressurization; 7296 l.sec^{-1} x 1.10						8025.60	
Say						8100	

Table2. Fresh Air and Extract Air Extract Air Management -ASHRAE 62.1

Considering mediocre summer 46.10 °C (dry bulb) & 29.40 °C (wet bulb) out door conditions and cooling coil outlet temperatures of 12.77 °C (dry bulb) & 12.22 °C (wet bulb) which are considered to be ideal for this climate for removing the fresh air latent load effectively during the cooling and dehumidification process.

The total 598.0 kW cooling capacity is required to condition the fresh air as calculated by Psychometric analyzer program [26] as shown in Figure-2. This total cooling capacity is a sum of sensible and latent load. The generation of condensate is function of latent load. Hence the latent capacity of machine 255.0 kW as calculating using (1) that is generating 368.0 liters.Hr⁻¹ (1.5 liters.Hr⁻¹/

kW latent cooling capacity) is considerable as demonstrated subsequent using (2). This energy is just dumped into sewerage system. It can be used for pre cooling and also avoiding putting more burdens on the sewerage system.

$$L_{cooling\ capacity} = 3.0 * Q * (W_{outside\ air} - W_{leaving\ air}) \tag{1}$$

$$= 255.174\ kW$$

$$M_{condensate\ water} = V * \rho * (W_{outside\ air} - W_{leaving\ air}) \tag{2}$$

$$= 0.1024\ kg.sec^{-1}$$

$$= 0.1024\ l.sec^{-1} = 6.144\ l.min^{-1} = 368.640\ l.Hr^{-1}$$

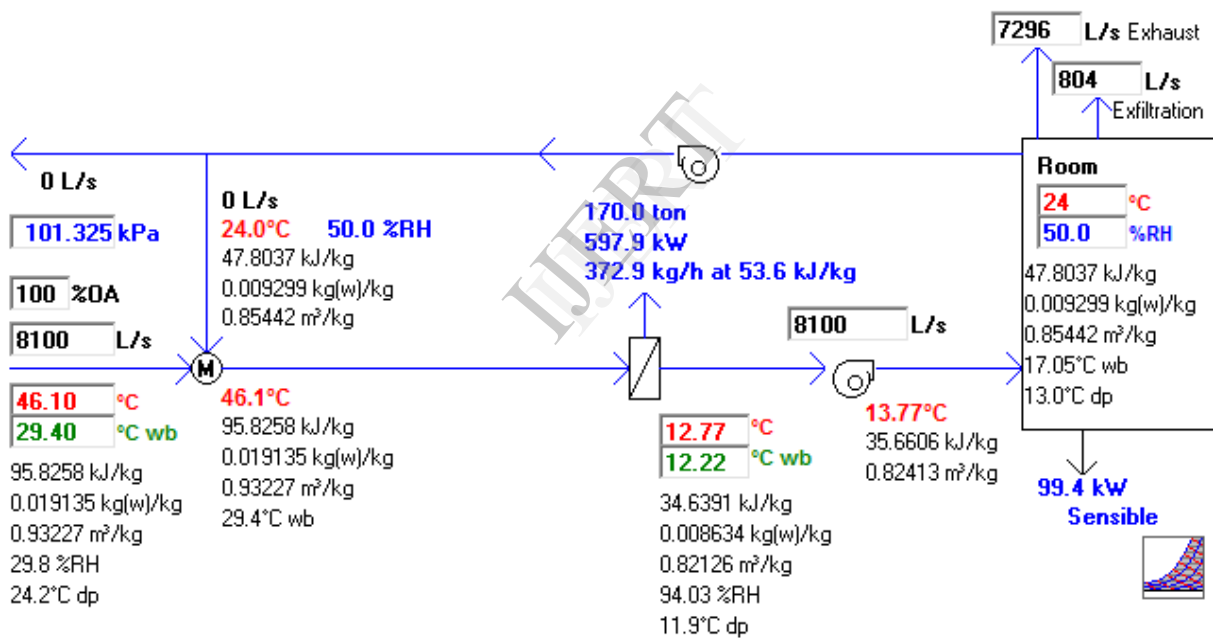


Figure2. Air Psychrometric analyzer program

1. out door conditions

Air Flow (Standard) (L/s)	Dry Bulb (°C)	Wet Bulb (°C)	Relative Humidity (%)	Humidity Ratio (g/kg)	Specific Volume (cu.m/kg)	Enthalpy (kJ/kg)	Dew Point (°C)	Density (kg/cu.m)	Vapor Pressure (mm Hg)	Absolute Humidity (g/cu.m)
800	46.100	29.400	29.7	19.20	0.932	95.993	24.2055	1.0720	22.6681	20.605

2. 10 C below evaporative cooling

Air Flow (Standard) (L/s)	Dry Bulb (°C)	Wet Bulb (°C)	Relative Humidity (%)	Humidity Ratio (g/kg)	Specific Volume (cu.m/kg)	Enthalpy (kJ/kg)	Dew Point (°C)	Density (kg/cu.m)	Vapor Pressure (mm Hg)	Absolute Humidity (g/cu.m)
800	36.100	29.293	60.8	23.25	0.908	95.993	27.3276	1.0996	27.2761	25.598

Table3. Air Psychrometric data using ASHRAE Psychrometric analysis program

Results

A/C Units Performance Using Chilled Water Condensate

The air cooled condenser performance can be enhanced by cooling the entering ambient air by spraying chilled water condensate at constant enthalpy. The fine mist is released into the air near the intake of the condenser which cools the hot ambient air then this air is utilized for cooling condenser to enhance the performance.

The York HTCA30 model; 6.97 kW cooling capacity DX split air cooled unit with 800.0 l.sec⁻¹ (0.80 m³.sec⁻¹) condenser fan air volume is selected and pre cooling calculation has furnished at constant enthalpy to ten(10) degree (46.10 °C to 36.10 °C) considering air Psychrometry numerals as specified in Table 3.

The amount of 14.25 l.Hr⁻¹ chilled water condensate will be required to cool the condenser entering air at constant enthalpy to ten (10) degree below as shown through equation (3). The

adiabatically pre cooling scheme is illustrated in Fig.3.

$$M_{\text{condensate water}} = V * \rho * (w_{\text{leaving air}} - w_{\text{outside air}}) \quad (3)$$

$$= 0.00396 \text{ kg.s}^{-1} = 0.00396 \text{ l.sec}^{-1} = 0.2376 \text{ l.min}^{-1} = 14.256 \text{ l.Hr}^{-1}$$

This system comprises pump, mist nozzles, piping arrangement and temperature control. As the temperature reaches the set point the thermostat will turn on the pump.

The pump activates and condensate water mist is released in the air in front of condensing units. This process drops the temperature of the entering air, which increases the heat exchange at the condenser coil, reduces the head pressure, compressor amperes draw and turn ON the cycle time.

Thus free pre cooling by using condensate improves the performance of the machine and saves energy. The thermostat turns the pump off as the ambient temperature reaches the cut OFF temperature set point. This process is illustrated in Fig. 4.

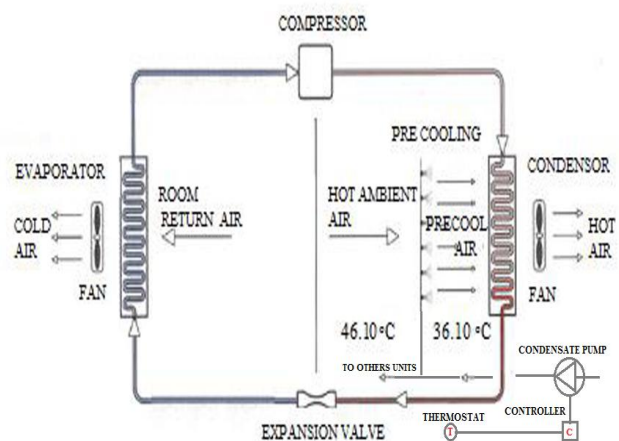


Figure3. Adiabatically pre cooling using condensate water

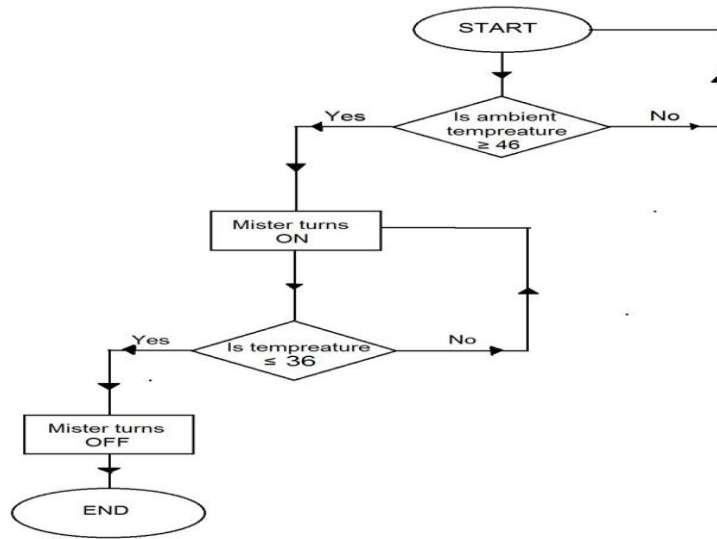


Figure4. Pre cooling process flow chart

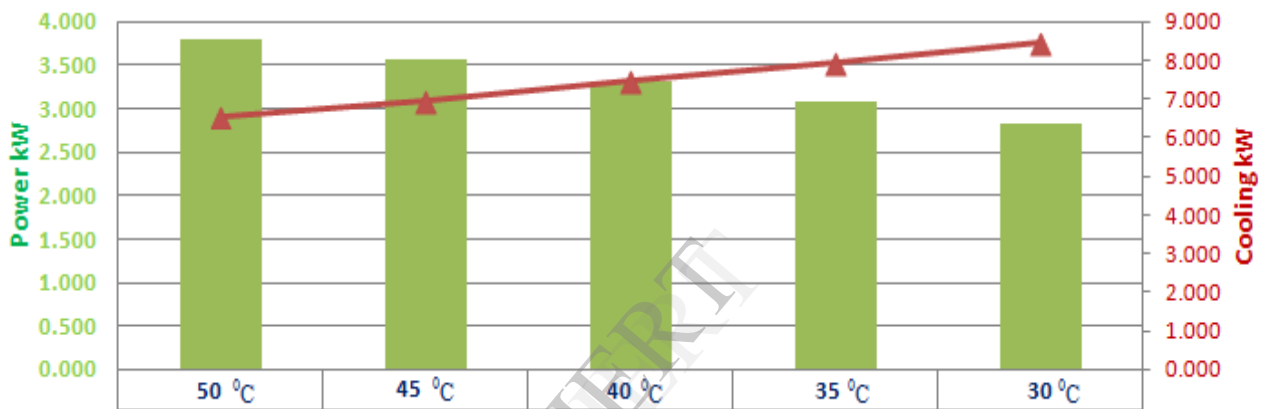


Figure5. Cooling capacity & power input at various condenser entering air temperatures

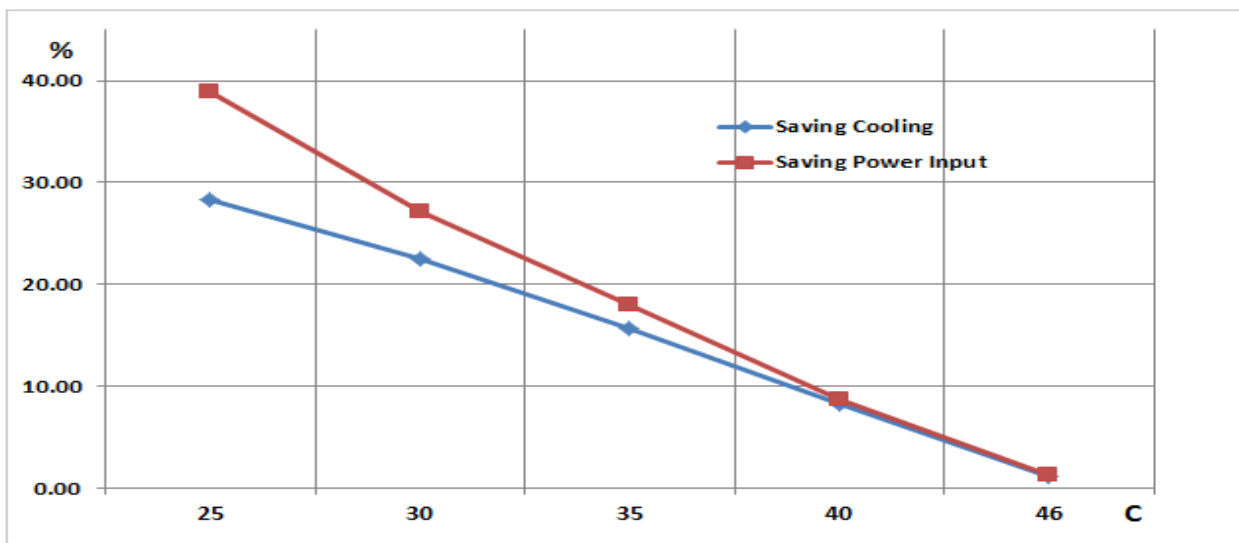


Figure6. Cooling capacity and power input saving (%)

The results shown cooling capacity saving 15.0 per cent (%) (1.0 kW) and power input by 18.0 per cent (%) (0.50 kW) can be achieved by lowering ten(10) degree air temperature

Conversely, 25 nos. AC units can reduce 3664.17 kg CO₂e/month the carbon emission (3.664 Tonnes CO₂e/month) at the rate of

Item	Estimated unit rate(\$)	Qty(Nos.)	Total(\$)
Mist pump	400/each	1.0	400
PVC mist nozzles	1.5/each	50.0	75
PVC pipe	6.0/meter	40.0	240
Condensate storage tank	1000.0/each	1.0	1000
Valves, fittings, controls			150
Labor cost			500
Grand total cost \$ (AED)			2365 (8680)

1\$=3.67AED

Table 4. Estimated cost for condensate water harvesting & distribution

preceding from 46.10 °C to 36.10 °C as illustrated on graphs in *Fig. 5 & 6*.

The estimated cost of infrastructure for 25 nos. A/C machines for chilled water condensate harvesting and distribution for pre cooling will be required as shown in Table 4.

Discussion

The case study presented, demonstrated that a considerable amount of water, generates through air conditioning machines during cooling and dehumidification process at the cooling coil (evaporator). This condensate can be harvested and employed particularly for pre air cooling at constant enthalpy to improve the performance of the A/C system.

As per electricity rate 23.0 fils (0.23 AED) per kilowatt hour(kWh) for the consumption up to 2,000 kW/month [27] in Dubai; assuming AC unit 'On Cooling Cycling' stays averagely 18 hrs. /day in summer; thus, we can reduce AED 1553/month (\$423/month).

There is much saving in not utilizing municipal water. There is a production of 368 l.Hr⁻¹ (97.21 US Gallon.Hr⁻¹) condensate water through FAHU. Which provides saving of AED 2100/month(\$572/month) in summer. Thus total saving AED 3653/month (\$995/month) can be attained.

0.54284 kg CO₂e per kWh emission factor [28] and taking participation in keeping the environment clean.

It is reported that annual leakage rate is 12% - 20% in unitary split AC system [29] If we reducing the cooling capacity of machine, infect we are reducing the annual leakage rate and emission from the refrigeration system. By reducing merely 0.15 kg /annum leakage of Chlorodifluoromethane (R22), emission can be abridged by 271.50 emission kg Co₂e/year (0.2715 tonnes co₂e/year) at the rate 1810.0 emission factor-kg Co₂e/kg for this freon.

Therefore, this free cooling source can reduce operational cost, mechanical plant's capital cost, allows selection of smaller HVAC equipment and maximize energy savings. The payback period is only less than three (3) months on the initial cost use for this infrastructure as presented in Table 4.

Conclusion

- *The paper demonstrated that considerable amount of water 368.64 l.Hr⁻¹ (97.21 US Gallon.Hr⁻¹) can be collected through fresh air handling unit (FAHU) and utilized for the pre cooling of associated recirculated air-conditioning units.*

- The cooling capacity saving 15 per cent (%) and power input by 18 per cent (%) can be achieved by pre cooling the condenser entering air to ten (10) degree below and using zero amount of municipal water. More than 25 nos air conditioning units of same capacity can be served.
- There are thousands of high and low rise buildings in the UAE and neighboring Gulf countries, the stringent government authorities' polices can implement the proper condensate water harvesting management system to utilize this free energy source in air conditioning application as well as other associated areas to not only save the energy , reducing carbon foot print and operational cost.
- The discussion has focused on fresh air handling machine condensate while collection of condensate water from associated recirculated A/C machines can be also carried out and utilize for the same application and pre cooling of additional machines can be achieved.
- The results shown are for ten (10) degree reducing the ambient air temperature entering the condenser. The saving can be increased by further lowering the ambient air temperature utilizing condensate water.

Variables and Acronyms

AHU	Air Handling Unit
ASHRAE	American Society of Heating, Refrigerating and Air Conditioning Engineers
DEWA	Dubai Electricity and Water Authority
DXU	Direct Expansion Unit
DB	Dry Bulb Temperature °C
DP	Dew Point °C
EAD	Environment Agency Abu Dhabi
ENBG	Estidama New Buildings Guidelines Abu Dhabi
FAHU	Fresh Air Handling Unit

FCU	Fan Coil Unit
HVAC	Heating Ventilation and Air-Conditioning
kWh	Kilowatt hour
LEED	Leadership in Energy and Environmental Design
LPS	Liters per Seconds
$L_{cooling\ capacity}$	Latent Cooling Capacity kW, W
MCS	Meter Cube per Seconds
Mtoe	Metric tonne of oil equivalent
$M_{condensate\ water}$	Mass of condensate water
$kg.sec^{-1}$	
P	Power kW, W
RH	Relative Humidity %
VAV	Variable Air Volume
VRF	Variable refrigerant flow
VSD	Variable Speed Drive
UAE	United Arab Emirates
UN	United Nations
V	Volume flow of air $m^3.sec^{-1}$, $l.sec^{-1}$
WB	Wet Bulb Temperature °C
w	Specific humidity of air kg/kg^{-1}
ρ	Density of air, 1.2041 at 20°C
$kg.m^{-3}$	

References

- [1]. World Energy Outlook 2012.
<http://www.worldenergyoutlook.org/pressmedia/recentpresentations/PresentationWEO20121aunch.pdf>
- [2]. Pérez Luis -Lombard, Ortiz José, Coronel Juan F., Maestre Ismael R., "A review of HVAC systems requirements in building energy regulations" *Energy and Buildings* 43 (2011) 255–268.
- [3]. ASHRAE Standard 90.1-2007, *Energy Standard for Buildings except Low-Rise Residential Buildings*, SI edition, American Society of Heating, Refrigerating and Air-Conditioning Engineers, Atlanta, GA, 2007.
- [4]. Office of the Deputy Prime Minister, *The Building Regulations 2000, Part L: Conservation of Fuel and Energy*, 2000.

- [5]. Pita, Edward.G. (2002), *Air Conditioning Principles & Systems*. 4th edition,(Prentice Hall, New Delhi, p.387
- [6]. Chaudhry Hassam Nasarullah, Hughes Ben Richard, Ghani Saud Abdul, "A review of heat pipe systems for heat recovery and renewable energy applications" *Renewable and Sustainable Energy Reviews* 16 (2012) 2249 – 2259.
- [7]. Mandegari M. Ali, Pahlavanzadeh H., "Introduction of a new definition for effectiveness of desiccant wheels" *Energy* 34 (2009) 797–803.
- [8]. Yao Ye, Wang Li., "Energy analysis on VAV system with different air-side economizers in China" *Energy and Buildings* 42 (2010) 1220–1230.
- [9]. Yao Ye, Lian Zhiwei, Liu Weiwei, Hou Zhijian, Wu Ming "Evaluation program for the energy-saving of variable-air-volume systems" *Energy and Buildings* 39 (2007) 558–568.
- [10]. Saidur R., Mekhilef S., Ali M.B., Safari A., Mohammed H.A. "Applications of variable speed drive (VSD) in electrical motors energy savings" *Renewable and Sustainable Energy Reviews* 16 (2012).
- [11]. Aynur Tolga N., "Variable refrigerant flow systems: A review" *Energy and Buildings* 42 (2010) 1106–1112
- [12]. Elsayed Amr O., Hariri Abdul Rahman S. (2011) "Effect of Condenser Air Flow on the Performance of Split Air Conditioner" *World Renewable Energy Congress 2011-Sweden*.
- [13]. Aprea C., Mastrullo R., Rennoa C., Vanoli G.P. "An evaluation of R22 substitutes performances regulating continuously the compressor refrigeration capacity" *Applied Thermal Engineering* 24 (2004) 127–139.
- [14]. A. Amarnath, M. Blatt, "Variable refrigerant flow: where, why, and how," *Engineered Systems* 25 (2) (2008) 54–60.
- [15]. ElSherbini A.I., Maheshwari G.P., "Impact of shading air-cooled condensers on the efficiency of air-conditioning systems" *Energy and Buildings* 42 (2010) 1948–1951.
- [16]. Hajidavalloo E., Eghtedari H., "Performance improvement of air-cooled refrigeration system by using evaporatively cooled air condenser" *International Journal of Refrigeration* 33 (2010) 982–988.
- [17]. Hajidavalloo, E., "Application of evaporative cooling on the condenser of window air- conditioner", *Applied Thermal Engineering* (2007)27, 1937–1943.
- [18]. ANSI/ASHRAE/USGBC/IES (2011) *Standard 189.1, Standard for the Design of High-Performance Green Buildings Except Low-Rise Residential Buildings*, American Society of Heating, Refrigerating and Air Conditioning Engineers. Atlanta GA, 2011.
- [19]. *Green Building Regulations & Specifications*, DEWA, Dubai Municipality, Government of Dubai, http://www.dewa.gov.ae/images/greenbuilding_eng.pdf [viewed on 15/07/2012].
- [20]. *Etidama Guidelines for New Residential and Commercial Buildings*, ESTIDAMA - Sustainable Buildings and Communities and Buildings, Program for the Emirate of Abu Dhabi, (2008). <http://www.estidama.org/>.
- [21]. U.S. Department of Energy, Energy Efficiency & Renewable Energy, Federal Energy Management Program (FEMP), Air Handler Condensate Recovery at the Environmental Protection Agency's Science and Ecosystem Support Division, DOE/GO-102010-2930 ,February 2010.
- [22]. Building and Construction Authority Singapore, Technology Development Division, "Green Building Design Guide" Republic of Singapore.p34-35 <http://www.bca.gov.sg/GreenMark/others/ggwater>. [Viewed on 04/10/2012].
- [23]. Dubai Air Navigation Services UAE, Six Years Outside Air Weather Data,(2007-2011) <http://www.dia.ae>
- [24]. Khan. S., Badr. A., Zubaidi. S "Valuation of Chilled Water Condensate through Air Conditioning to Diminish Water Scarcity" *International Journal of Engineering Research & Technology (IJERT)*(2014)572-576.
- [25]. ANSI/ASHRAE/IESNA (2007) *Standard 62.1. (S-I Edition): Ventilation for Acceptable Indoor Air Quality*. Atlanta, USA: American

Society of Heating, Refrigerating and Air Conditioning Engineers.

- [26]. Mc Quay Air psychometric analyzer program version 6.8, www.maquay.com.
- [27]. <http://www.emirates247.com/news/emirates/electricity-and-water-rates-to-go-up-from-jan-2010-12-08-1.326691>.
- [28]. Greenhouse Gas Protocol (GHG) Protocol, <http://www.ghgprotocol.org/>.

- [29]. Cowan David, Gartshore Jane, Chaer Issa, Francis Christina, Maidment Graeme, "Real Zero – Reducing refrigerant emissions & leakage - feedback from the IOR Project", Session 2009-2010, The Institute of Refrigeration.

IJERT