

# Dielectric Spectroscopic Studies of Propylene Glycol/Aniline Mixtures at Temperatures Between 303K to 323K

T. Vishwam

Department of Physics,  
Gitam University-Hyderabad campus,  
Rudraram -502329. India

N. K. S. P. S. Sarma, K Parvateesam ,

S. Sreehari Sastry  
Department of Physics,  
Acharya Nagarjuna Univeristy,  
Nagarjunanagar - 522510. India

V. R K. Murthy

Department of Physics,  
Indian Institute of Technology,  
Chennai - 600036. India

**Abstract**— Dielectric spectra of propylene glycol, aniline and their binary mixtures with different concentrations were studied at 303K-323K by using Coaxial cable method in the microwave frequency range 20 MHz-20 GHz. The relaxational response of the propylene glycol, aniline and their binary liquid mixtures over the entire composition range is analysed by using Cole-Cole relaxation model. Dipole moments obtained from the Higasi's method are compared with the quantum mechanical HF and DFT calculations. From the experimental data- dipole moment, Bruggeman parameter, Kirkwood g factor, excess dielectric and thermodynamic parameters have been calculated. The obtained data have been analysed in terms of the parallel and anti parallel orientation of the dipoles, chain length and hydrogen bond interaction in the mixture composition.

**Keywords**--- Relaxation Time, Dipole Moment, Excess Dielectric And Thermodynamic Parameters

## 1.INTRODUCTION

Dielectric relaxation spectroscopy (DRS) is an effective method to explain the structure and molecular dynamics of the liquids and nature of the intermolecular interactions [1-12]. Depending upon the nature of the liquid samples under investigation, DRS may provide sufficient information about the thermodynamics, kinetic and structural features of the solutions. The high susceptibility of DRS to molecular interactions makes this method a valuable tool to get a depth understanding into the liquid state properties which governs with the forces. The dielectric studies of liquid mixtures containing the varying amounts of interacting components helps to investigate the structure of the complexes formed. Hydrogen bonding considerably alerts the dielectric properties of liquids, understanding Hydrogen bonding remains a complex task due to the uncertainty to recognise the particular bonds and the elements are involved [13]. Further the thermodynamic properties of liquids and their liquid mixtures have been used to know the molecular interaction between the constituents involved in the liquid mixture and also for engineering applications related to heat energy transfer,

mass transfer, activation energy, enthalpy and entropy of the polar molecules [14]. Relaxational response of liquids depends not only upon intra- and intermolecular interaction but also on the profound features like molecular size and shape, these geometric factors are important to elucidate the structural behaviour of liquid mixtures in which weaker intermolecular interactions, mainly of dipolar nature, are present.

The first systematic dielectric dispersion studies of pure poly (propylene glycol)s of different molecular weight in the glass transition region measured by Baur and Stockmayer [15] and dielectric relaxation spectra of propylene glycols studied as a function of temperature and pressure by Suzuki et al [16]. The complex dielectric permittivity of viscous propylene glycol is studied by impedance methods and observed that there exist two distinct nonlinear features in the super cooled liquid near its glass transition temperature [17]. Park et al [18, 19] explained the liquid glass transition and  $\alpha$  relaxation in terms of the thermal and dielectric properties of propylene glycol and polypropylene glycol with different molecular weights. Navarkhele et al [20] studied the dielectric relaxation behaviour of formamide-propylene glycol binary mixture in the frequency range 10 MHz- 20 GHz by using TDR technique and explained the Kirkwood angular correlation factor ( $g^{eff}$ ) is more than one in formamide rich region and less than one in propylene glycol region. Mali et al [21] have reported the dielectric relaxation of poly ethylene glycol in aqueous medium and their results shows that intermolecular homogeneous and heterogeneous hydrogen bonding vary significantly with increase in concentration of poly ethylene glycols in aqueous solution medium.

In this article, an attempt has made to investigate the molecular interaction between the self associative propylene glycol and non self associative aniline molecules and also in their mixtures of different molar concentration levels by determining the complex dielectric permittivity and relaxation times. Complex dielectric permittivity of

these liquid mixtures were measured in the frequency range 20MHz – 20 GHz by considering open-ended coaxial probe method [22,23] at different temperatures i.e. 303K, 308K, 313K, 318K and 323K. The experimental dipole moments of propylene glycol, aniline and their equimolar binary mixtures were calculated by using Higasi's method [24]. The theoretical dipole moments were also calculated by using Quantum mechanical Hatree-Fock and Density Functional Theory (B3LYP) calculations with 6-311G+, 6-311G++ basis sets by using Gaussian software [25-29]. The relaxational response of the propylene glycol, aniline and their binary liquid mixtures over the entire composition range is analysed by using Cole-Cole relaxation model [30, 31]. By using Eyrings rate equation [32, 33], the thermodynamical parameters such as enthalpy of activation  $\Delta H^*$ , entropy of activation  $\Delta S^*$  are determined and also effective Kirkwood 'g' factor is obtained from the Kirkwood-Frohlich equation [34]. The long range and short range interactions between dipoles is obtained from the excess Helmholtz energy ( $\Delta F^E$ ) calculations [35]. The obtained experimental data of the binary mixtures of propylene glycol and aniline were interpreted in terms of the parallel and anti parallel orientation of the dipoles, chain length and Hydrogen bond interaction in the liquid mixture composition.

## II. MATERIALS AND EXPERIMENTS

### a. Materials

The chemicals used in this work such as propylene glycol, aniline and benzene were supplied by Merck, Germany (purity 99 %, AR Grade). These liquids were further purified by double distillation under reduced pressure and only middle fractions were collected [36]. Before use, the chemicals were stored over 4Å molecular sieves for 48 hrs to avoid water content and were then degassed. Initially dilute solutions of polar liquids (Solute) are prepared over a concentration range of 0 to 1 ml in 10 ml of non-polar solvent benzene in order to evaluate the dipole moments of the pure and equimolar binary liquids of propylene glycol and aniline by considering the Higasi's method in the temperature range 303K-325K.

### b. Computational Details

The minimum energy based geometry optimization of the monomers of propylene glycol, aniline and their binary system were carried out by using Hatree-Fock (HF) [37-39] and DFT (B3LYP) [40-42] methods with 6-311G+, 6-311G++ basis sets. The calculations were performed on a Pentium IV workstation, at 3.0 GHz, running the Gaussian 03 [43] package.

### c. Dielectric Measurements

Measurements of static dielectric constant ( $\epsilon_s$ ) and optical refractive indices (n) of the above dilute systems i.e., propylene glycol and aniline in benzene and their equimolar binary mixtures are carried out by using digital capacitance meter (820 Hz) and Abbe refracto-meter in the temperature range 303K-323K with a temperature variation of  $\pm 0.1$ K. The complex dielectric permittivity ( $\epsilon^* = \epsilon' - j\epsilon''$ ) of pure liquids

of propylene glycol, aniline and the different molar concentration levels of aniline in propylene glycol is measured in the microwave frequency range (20MHz – 20 GHz) by using the open-ended coaxial probe method. The detailed analysis and procedure of the open ended coaxial probe method and determination of excess dielectric parameters such as excess permittivity ( $\epsilon^E$ ), Bruggeman factor ( $f_B$ ), excess inverse relaxation time  $(1/\tau)^E$ , Gibbs free energy of activation  $\Delta G^*$ , Kirkwood correlation factor ( $g^{eff}$ ) were explained previously in our published manuscript [2,3]. The maximum errors in the evaluated values of static dielectric constant ( $\epsilon_s$ ) and refractive indices (n) are  $\pm 1\%$  and real ( $\epsilon'$ ) and imaginary part of dielectric permittivity ( $\epsilon''$ ) are  $\pm 2\%$  and  $\pm 2-3\%$  respectively.

The excess Helmholtz energy ( $\Delta F^E$ ) is a dielectric parameter to determine the interaction between the constituents in the liquid mixture through breaking mechanism of hydrogen bond [35] and expressed as

$$\Delta F^E = \Delta F^{E_{or}} + \Delta F^{E_{rr}} + \Delta F^{E_{i2}} \quad (1)$$

Where  $\Delta F^{E_{or}}$  represents the excess dipolar energy due to long range electrostatic interaction,  $\Delta F^{E_{rr}}$  represents the excess dipolar energy due to the short range interaction between identical molecules,  $\Delta F^{E_{i2}}$  represents the excess free energy due to the short range interaction between the dissimilar molecules.

The above terms are give in detain in below equation

$$\Delta F^E = \frac{-N_A}{2} \left\{ \sum_{r=1,2} \chi_r^2 \mu_r^2 [R_{fr} - R_{fr}^0] + \sum_{r=1,2} \chi_r^2 \mu_r^2 [g_{rr} - 1] [R_{fr} - R_{fr}^0] + \chi_1 \chi_2 \mu_1 \mu_2 [R_{f1} + R_{f2} - R_{f1}^0 - R_{f2}^0] \right\} \quad (2)$$

where

$$R_{fr}^0 = \left( \frac{8\pi N_A}{9V_r} \right) \frac{(\epsilon_r - 1)(\epsilon_{\infty r} + 2)}{(2\epsilon_r + \epsilon_{\infty r})}$$

$$R_{fr} = \left( \frac{8\pi N_A}{9V_r} \right) \frac{(\epsilon_m - 1)(\epsilon_{\infty r} + 2)}{(2\epsilon_m + \epsilon_{\infty r})}$$

$$g_{12} = g_f$$

and  $V_r$  is the molar volume of the components and  $N_A$  is the avagadros number. The parameters  $\epsilon_r$ ,  $\epsilon_{\infty r}$  and  $\epsilon_m$  represents the dielectric permittivity values at static (820 Hz) and optical frequencies of the pure liquids, binary mixtures and  $g_1$  and  $g_2$  are the effective g factors of the pure liquid samples respectively.

## III. RESULTS AND DISCUSSION

The low frequency dielectric permittivity ( $\epsilon_o$ ), dipole moment ( $\mu$ ), relaxation time ( $\tau$ ) values of the pure and equimolar binary systems of propylene glycol and aniline at room temperature (298K) are tabulated in Table 1 and also the variation of dipole moments of the pure and their binary mixtures at different temperatures are reported in Table 2 respectively. The experimentally determined dipole moment values are compared with the theoretical HF, DFT (B3LYP) calculations which are tabulated in Table 3. Experimental dipole moments are determined by diluting the pure

Table 1 Comparison of low frequency dielectric permittivity ( $\epsilon_0$ ) and relaxation time ( $\tau$ ) values of the pure compounds

Liquid	$\epsilon_0$ at 298 K		$\tau$ (ps)	
	This work	Literature†	This work	Literature†
Aniline (A)	7.42	7.06	84.28 <sup>[3]</sup>	----
Propylene glycol (B)	28.95	27.5	307.26	268.8 <sup>[50]</sup>
Equimolar binary mixtures of A+B	16.56	----	185.98	----

† crc handbook of chemistry and physics (1969-1970,) weast rc (ed) (1983-84) hand book of chemistry and physics. 64th edn, crc press, fl 62 Aparicio et al

compounds in non-polar solvent benzene using Higasi's method [24]. From the Tables 2 and 3, it is observed a decrease in the dipole moment of equimolar binary mixture when compared to the individual pure systems due to polarization effect [44]. The calculated value

Table 2 Experimental dipole moment ( $\mu$ ) and excess dipole moment ( $\Delta\mu$ ) values for the pure system aniline, propylene glycol and equimolar binary systems- aniline and propylene glycol

T (K)	Aniline $\mu$ (D)	Propylene glycol $\mu$ (D)	Equimolar binary mixture of aniline+ propylene glycol $\mu$ (D)	$\Delta\mu$ (D)
303	1.48	3.32	3.21	-1.59
308	1.47	3.33	3.22	-1.58
313	1.49	3.35	3.24	-1.60
318	1.50	3.37	3.25	-1.62
323	1.52	3.38	3.26	-1.64

Table 3 Experimental and theoretical dipole moment ( $\mu$ ) and excess dipole moment ( $\Delta\mu$ ) values of pure system aniline, propylene glycol and equimolar binary systems- aniline and propylene glycol at 298 K

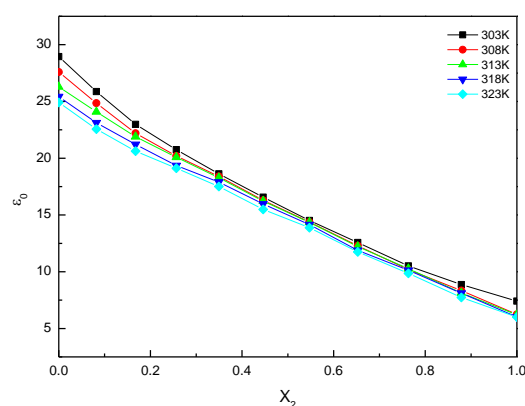
System	Experimental (298K)		Theoretical Calculations Hatree-Fock (HF)	
	$\mu$ (D)	Literature <sup>2</sup>	$\Delta\mu$ (D)	$\Delta\mu$ (D)
aniline (A)	1.48	1.53		1.45
Propylene glycol (B)	3.32	3.60		2.64
A+B	3.21	----	-0.50	2.42
Density Functional theory (DFT-B3LYP)				
6-311G++	$\Delta\mu$ (D)	6-311G++	$\Delta\mu$ (D)	6-311G++
1.45		1.91		1.80
2.48		2.47		2.40
2.83	-1.10	3.14	-1.24	3.17
				-1.03

\*CRC handbook of chemistry and physics(1969-1970)

of  $\Delta\mu$  for the above binary system is negative and it represents the absence of charge-transfer effects. If a charge-transfer effect exists, the value of  $\Delta\mu$  would be greater and positive value [45]. In the present investigation  $\Delta\mu$  values are negative that presence of a polarization effect. Sabesan et al. [46] and Thenappan and co-workers [47,48] have reported similar conclusions on alcohol mixtures. A small deviation in the experimental dipole moment value when compared to the theoretical values and it may be due to the  $\pi$  electron cloud of non polar solvent benzene affecting the dipole moment values of the solute system of propylene glycol and aniline and their binary mixtures. From Table 2, it is noticed that the change in

temperature notably influences the experimental dipole moment values of the pure compounds and equimolar binary systems. At low temperatures, the bond lengths between the atoms are very much restricted in their movement, and hence maintain their minimum energy stable conformational structure. This conformational structure permits the cancellation of dipole moments to some extent, resulting in lower dipole moments at low temperatures. As the increase in temperature provides more thermal energy and hence degree of rotation of the individual groups and bond lengths between the atoms also increases, resulting in some changes in the stable structure. The change in the stable structure leads to decrease in the cancellation of the side-group dipole moments and hence consequential increase in the mean dipole moment value.

From Fig.1 it is observed that experimental values of the low frequency dielectric permittivity ( $\epsilon_0$ ) which is measured at 20 MHz decreases with increase in temperature as well as increase in mole fraction of aniline in propylene glycol binary system is due to increase in temperature that may cause decrease in the degree of polarization of the dipoles. The increased in thermal energy reduces the alignment of the dipoles in the mixture. The decrease in low frequency dielectric permittivity value with increase in the mole fraction

Fig. 1. Plot of low frequency dielectric permittivity ( $\epsilon_0$ ) with respective mole fraction of aniline in propylene glycol ( $X_2$ ) at different temperatures

of aniline in propylene glycol that may be due to increase in the size and shape of the complex molecules after formation of Hydrogen bond. This hydrogen bond interaction may cause decrease in the volume of the rotation of dipoles. There is non-linear variation of low frequency dielectric permittivity ( $\epsilon_0$ ) and high frequency dielectric constant ( $\epsilon_\infty = n^2$ ) with mole fraction at all temperatures (Fig.1 and Fig.2) confirms that the

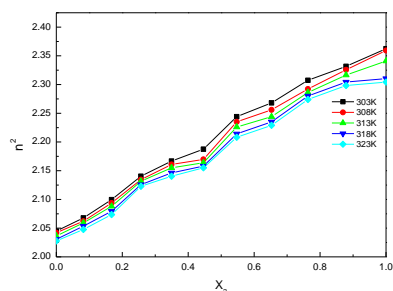


Fig.2. Plot of high frequency dielectric constant ( $\epsilon_{\infty} = n^2$ ) with respective mole fraction of aniline in propylene glycol ( $X_2$ ) at different temperatures  
formation of hetero-molecular interaction in the binary system. Similar types of results were observed by Kroeger [13] for the mixture of alcohols and polar liquids.

The real ( $\epsilon'$ ) and imaginary part of dielectric permittivity ( $\epsilon''$ ) of pure liquids such as aniline, propylene glycols and their binary mixtures in the frequency range (20 MHz-20GHz) at different temperatures are shown in Figs. 3, 4 and 5 respectively. It is observed that real part of dielectric permittivity ( $\epsilon'$ ) of pure and binary liquid mixtures decreases with increase in frequency as well as temperature which are as shown in Fig 3, 4 and 5 respectively. Due to the existence of intermolecular hydrogen bonding between one propylene glycol molecule to another propylene glycol molecule (-OH--OH--) leads to the formation of self associated groups causes to absorb more electromagnetic energy which is observed on high dielectric loss ( $\epsilon''$ ) behavior of propylene glycol system (Fig.4) when compared to the non associated liquid system

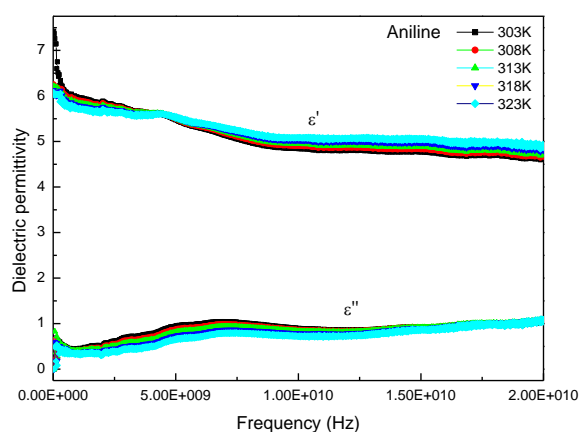


Fig.3. Plot of real ( $\epsilon'$ ) and imaginary part of dielectric permittivity ( $\epsilon''$ ) of aniline with respective frequency at different temperatures

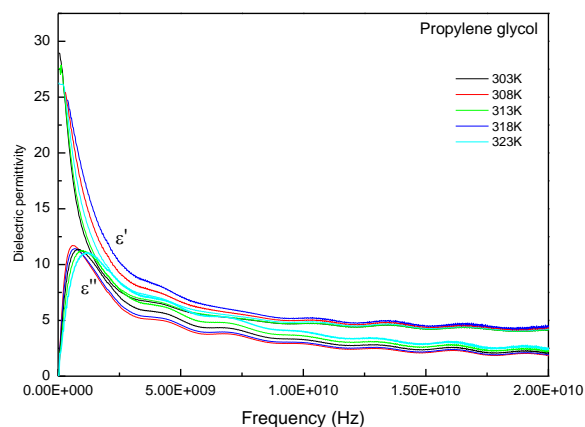


Fig.4. Plot of real ( $\epsilon'$ ) and imaginary part of dielectric permittivity ( $\epsilon''$ ) of propylene glycol with respective frequency at different temperatures

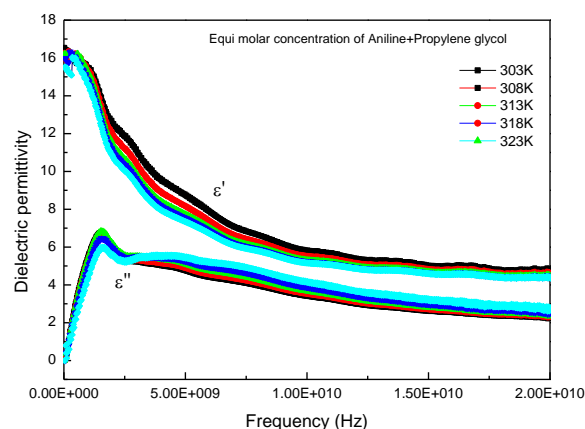


Fig.5. Plot of real ( $\epsilon'$ ) and imaginary part of dielectric permittivity ( $\epsilon''$ ) of equimolar binary system of aniline and propylene glycol with respective frequency at different temperatures

i.e., aniline (Fig.3) and equi-molar binary mixtures (Fig.5) respectively. The increase in the number of self associated groups formed through hydrogen bonded network in the liquid system takes longer time to attain one equilibrium position to another equilibrium position causing increase in the relaxation time values. The average relaxation times of the pure liquids as well as binary liquid mixtures are determined by using the Cole-Cole relaxation model [31] and which is as shown in Fig.6. From the Fig.6 it is observed that relaxation time value

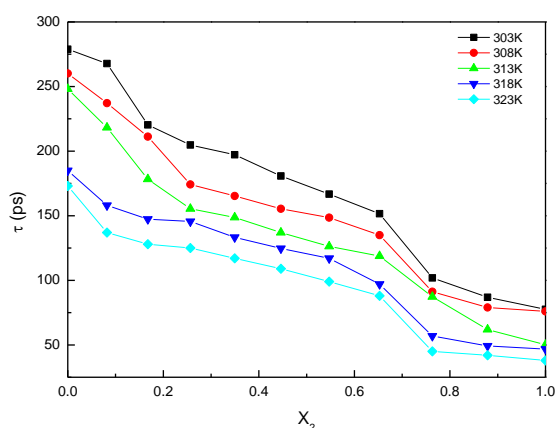


Fig.6. Plot of relaxation time ( $\tau$ /ps) with respective mole fraction of aniline in propylene glycol ( $X_2$ ) at different temperatures

of aniline is smaller compared to the propylene glycol due to the existence of less number of self associated groups when compared to the propylene glycol. The relaxation time value decreases with increase in the molar concentration of aniline in propylene glycol and temperature that may due to greater size of the aniline when compared to the solvent propylene glycol. The increase in temperature results breakage of more number of hydrogen bonds in the liquid mixtures due to the thermal vibrations. As a result, the weakened intermolecular forces lead to a decrease in internal pressure, cohesive energy and relaxation time. At higher temperature the hydrogen bonds become weak due to the thermal vibrations and structure breaking effect prevails the formation of stable conformal structure through hydrogen bonding. The non linear variation of relaxation time and dielectric permittivity of the experimental data confirms the intermolecular interaction taking place in the mixture and similar results were reported by Bhanarkar et al [20].

The excess dielectric parameters like excess permittivity ( $\epsilon^E$ ); excessive inverse relaxation time ( $(1/\tau)^E$ ) provides the information regarding the molecular interaction between the polar-polar liquid mixtures. From the Fig.7 it is observed that negative values of excess permittivity ( $\epsilon^E$ ) for all concentrations and temperatures. The negative values of  $\epsilon^E$  indicates the formation of multimer structures which leads to decrease in the total number of dipoles in the systems and also interaction among unlike molecules which may cause

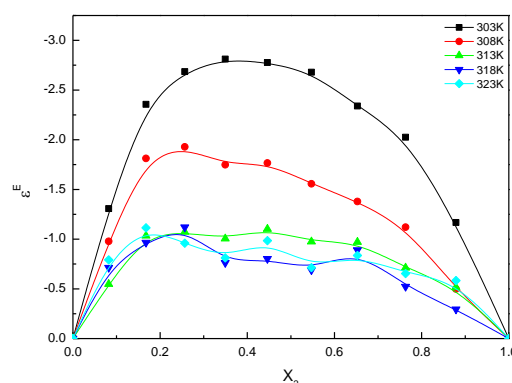


Fig.7. Plot of excessive dielectric permittivity ( $\epsilon^E$ ) with respective mole fraction of aniline in propylene glycol ( $X_2$ ) at different temperatures

structural changes in the liquid mixtures [49]. The positive trend of  $(1/\tau)^E$  provides the information about the fast rotations of dipoles in the system. This may be due to the formation of monomeric structure in liquid system. From the Fig.8 it is observed that negative trend of  $(1/\tau)^E$  with

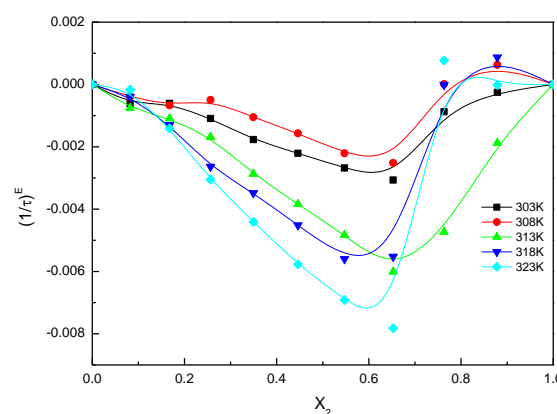


Fig.8. Plot of inverse of excessive relaxation time ( $(1/\tau)^E$ ) with respective mole fraction of aniline in propylene glycol ( $X_2$ ) at different temperatures

respective molar concentration of aniline in propylene glycol at all temperatures and it shows the solute - solvent interaction produces a field such that the effective dipoles rotates slowly in the liquid system [50]. The Kirkwood effective  $g$  factor ( $g^{\text{eff}}$ ) and  $g_f$  values for various mole fractions of aniline in propylene glycol are represented in Fig.9a and 9b respectively. It is observed that the high values of  $g^{\text{eff}}$  for the pure glycol system shows that the molecular dipoles have parallel orientation among themselves and the low value of  $g^{\text{eff}}$  for the aniline indicates the anti-parallel orientation of the electric dipoles or non associative nature. But for the mixture of propylene glycol and aniline, the parameter  $g^{\text{eff}}$  exhibits a steady decrease as the increase in concentration of aniline as shown in Fig 9a. It leads to the conclusion that heterogeneous interaction between



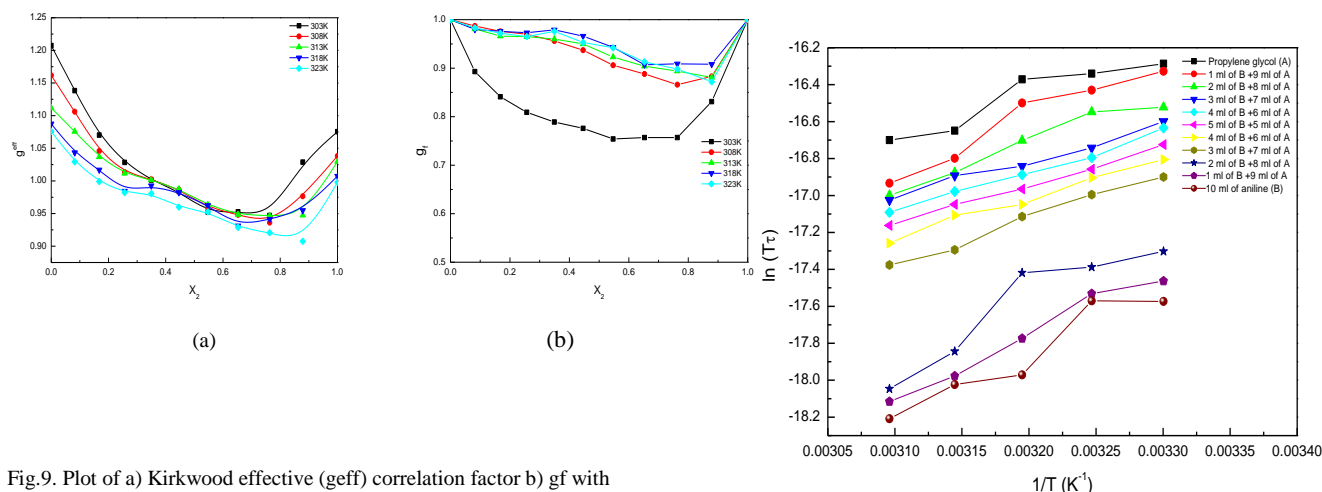


Fig.9. Plot of a) Kirkwood effective ( $g_{eff}$ ) correlation factor b)  $g_f$  with respective mole fraction of aniline in propylene glycol ( $X_2$ ) at different temperatures

the compounds i.e., hydrogen bond between the  $-OH$  group of propylene glycol and  $-NH$  group of aniline leads to the formation of multimers with anti-parallel orientation of the electric dipoles [51]. The  $g_f$  values of the above systems are approaching towards one and it indicates that system will be oriented in such a way that the effective dipole moment values will be greater than individual systems. The other dielectric parameter is the Bruggeman parameter ( $f_B$ ), from the Fig. 10 it

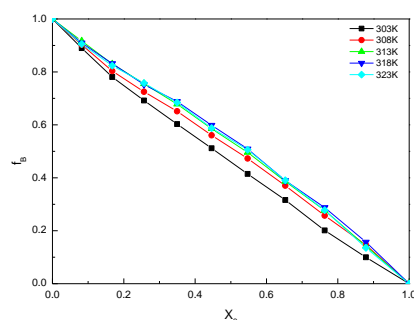


Fig.10. Plot of Bruggeman parameter ( $f_B$ ) with volume fraction ( $\phi_2$ ) of aniline in propylene glycol ( $X_2$ ) at different temperatures

is recognized that the non linear variation of Bruggeman parameter with volume fraction indicating H-bond interaction through  $-OH$  and  $-NH$  groups. The thermodynamic parameters such as Gibbs free energy of activation ( $\Delta G^*$ ) and enthalpy of activation ( $\Delta H^*$ ) are obtained with the help of Eyring's rate equation by considering the slopes of the graph between  $\ln(T\tau)$  vs  $1/T$  of different molar concentrations of aniline in propylene glycol which is as shown in Fig.11 and

Fig.11. Plot of temperature dependence of  $\ln(T\tau)$  vs  $1/T$  of different mole fraction of aniline in propylene glycol ( $X_2$ ) at different temperatures the values are listed in Table.4 respectively. From the Table 4 it is observed that Gibbs free energy of activation  $\Delta G^*$  shows

Table 4: Variation of thermodynamical parameters  $\Delta G^*$ ,  $\Delta H^*$  and  $\Delta S^*$  with respective volume fraction of aniline in propylene glycol at different temperatures

Variation of volume fraction of aniline per ml. in propylene glycol	T / K	$\Delta H^*$ / (kcal/mole)	$\Delta G^*$ / (kcal/mole)	$\Delta S^*$ / (Cal/mole/K)
0	303	42.423	18.830	77.87
	308		19.004	76.04
	313		19.231	74.09
	318		18.804	74.27
	323		18.962	72.64
0.1	303	59.100	18.727	133.24
	308		18.774	130.93
	313		18.897	128.44
	318		18.407	127.97
	323		18.335	126.21
0.2	303	47.903	18.235	97.91
	308		18.471	95.56
	313		18.371	94.35
	318		18.203	93.39
	323		18.158	92.09
0.3	303	37.585	18.042	64.50
	308		17.974	63.67
	313		18.007	62.55
	318		18.160	61.09
	323		18.089	60.36
0.4	303	41.185	17.954	76.67
	308		17.838	75.80
	313		17.887	74.44
	318		17.932	73.12
	323		17.911	72.06
0.5	303	39.998	17.726	73.50
	308		17.678	72.47
	313		17.685	71.29
	318		17.746	69.97
	323		17.721	68.97
0.6	303	41.530	17.522	79.23

	308		17.560	77.83
	313		17.468	76.88
	318		17.593	75.27
	323		17.462	74.51
0.7	303	46.833	17.284	97.52
	308		17.324	95.81
	313		17.297	94.37
	318		17.097	93.51
	323		17.146	91.91
0.8	303	72.491	16.271	185.54
	308		16.320	182.37
	313		16.504	178.87
	318		15.644	178.76
	323		15.345	176.92
0.9	303	65.540	15.865	163.94
	308		15.952	161.00
	313		15.580	159.62
	318		15.291	158.02
	323		15.159	155.98
1	303	64.545	15.587	161.58
	308		15.853	158.09
	313		15.067	158.08
	318		15.169	155.27
	323		14.910	153.67

a positive value which reveals the existence of interaction between the molecules in the system and also  $\Delta H^*$  value is maximum for propylene glycol and its value decreases with increase in the concentration of aniline. Since the Enthalpy of activation  $\Delta H^*$  depends upon the local environment of the molecules.

The long range and short range interactions among dipoles can be reviewed from the thermodynamic parameter excess Helmholtz energy ( $\Delta F^E$ ) and its constituent parameters  $\Delta F^{E_{or}}$ ,  $\Delta F^{E_{rr}}$  and  $\Delta F^{E_{12}}$  [52] which are tabulated in Table 5. The value of  $\Delta F^{E_{or}}$  represents the long range interaction between the dipoles in the mixture. In the present chosen system the positive values of  $\Delta F^{E_{or}}$  represents the repulsive force between the dipoles. From Table 5 it is

observed that  $\Delta F^{E_{or}}$  values are positive up to equimolar concentration and negative for remaining concentrations and this value decreases with increase in temperature and mole fractions. The strength of the interaction between the dipoles depends upon the concentration and temperature. The value of  $\Delta F^{E_{rr}}$  provides the information regarding the short range interaction between the similar molecules i.e., through hydrogen bonding. This interaction is strongest at high level of concentration of aniline in propylene glycol and decreases with increase in temperature which is observed from the listed values of Table 5 and it may due to breakage of hydrogen bond network between the molecules. The magnitude of  $\Delta F^{E_{12}}$  reveals the information of interaction forces among different molecules. The values of  $\Delta F^{E_{12}}$  in the aniline+ propylene glycol binary mixture system indicates that there is exist hetero interaction between the compounds which varying with concentration and temperature. The high positive values of  $\Delta F^E$  indicates the formation of  $\beta$  clusters with anti parallel alignment in system. The formation of  $\beta$  clusters in the solution reduces the resultant dipole moment

of the system although compared to the sum of individual dipole moments of the systems and thereby reducing internal energy [53]. The reduction of internal energy of a molecule leads to an increase in the excess Helmholtz value. From the high positive values of  $\Delta F^E$  (from the Table 5) indicates the formation of  $\beta$

Table5: Variation of  $\Delta F_{or}^E$ ,  $\Delta F_{rr}^E$ ,  $\Delta F_{12}^E$  with volume fraction of Aniline in propylene glycol

Volume fraction of aniline per n in a propylene glycol	$\Delta F_{or}^E$ (J.mol <sup>-1</sup> )	$\Delta F_{rr}^E$ (J.mol <sup>-1</sup> )	$\Delta F_{12}^E$ (J.mol <sup>-1</sup> )	$\Delta F^E$ (J.mol <sup>-1</sup> )
303K				
0	0.0000	0.0000	0.0000	0.0000
0.1	110.6423	15.3042	-9.7185	116.2280
0.2	190.7504	13.3860	-7.8687	196.2678
0.3	218.3136	6.1912	-3.6853	220.8196
0.4	215.7568	0.2796	-0.1587	215.8777
0.5	185.5650	-3.0276	1.4850	184.0223
0.6	133.6017	-6.3733	1.8152	129.0436
0.7	63.9609	-3.0260	-1.1685	59.7665
0.8	2.1411	-0.1134	-4.6280	-2.6004
0.9	-39.6629	-1.1417	2.7387	-38.0660
1	0.0000	0.0000	0.0000	0.0000
308K				
0	0.0000	0.0000	0.0000	0.0000
0.1	106.9249	11.3433	-9.1165	109.1518
0.2	184.9385	8.4641	-6.4727	186.9299
0.3	206.0352	2.7347	-2.2729	206.4969
0.4	190.7665	0.4907	-0.4519	190.8053
0.5	160.8445	-2.1255	1.9412	160.6603
0.6	98.5188	-4.0009	3.9274	98.4453
0.7	25.6406	-1.3302	1.1872	25.4976
0.8	-46.6742	2.9822	-3.4366	-47.1286
0.9	-92.5528	2.1756	-1.9922	-92.3695
1	0.0000	0.0000	0.0000	0.0000
313K				
0	0.0000	0.0000	0.0000	0.0000
0.1	93.1288	7.0595	-6.6122	93.5761
0.2	159.6341	5.8807	-5.3768	160.1380
0.3	179.6645	2.0787	-2.0697	179.6735
0.4	171.0131	0.2607	-0.2806	170.9932
0.5	145.0849	-1.8401	1.9772	145.2220
0.6	85.6313	-3.1433	3.8849	86.3729
0.7	17.8836	-0.9219	1.4643	18.4261
0.8	-57.9822	3.0957	-2.4150	-57.3015
0.9	-87.5984	4.6003	-4.7096	-87.7077
1	0.0000	0.0000	0.0000	0.0000
318K				
0	0.0000	0.0000	0.0000	0.0000

0.1	105.7036	4.5790	-3.8291	106.4535
0.2	163.3717	2.7571	-2.5171	163.6118
0.3	189.6986	-2.9659	2.8326	189.5653
0.4	167.5241	-1.2216	1.3935	167.6961
0.5	138.9052	-2.4562	2.9119	139.3609
0.6	78.9745	-2.9681	4.3017	80.3081
0.7	17.1931	-1.1830	2.0040	18.0141
0.8	-66.5056	3.9114	-2.3896	-64.9839
0.9	-	-	-	-
1	102.4247	4.6234	-3.8361	-101.6375
323K				
0	0.0000	0.0000	0.0000	0.0000
0.1	113.0832	3.3107	-2.5824	113.8115
0.2	175.7687	-0.1535	0.1290	175.7442
0.3	186.5238	-3.3285	3.2609	186.4561
0.4	174.1592	-3.3789	3.6667	174.4469
0.5	150.9901	-6.0625	6.3398	151.2675
0.6	83.2099	-3.9391	5.2505	84.5213
0.7	17.8063	-1.2691	1.9668	18.5040
0.8	-58.8518	4.6655	-3.9320	-58.1183
0.9	-83.1982	7.6949	-9.0808	-84.5842
1	0.0000	0.0000	0.0000	0.0000

clusters in the binary system and negative values of  $\Delta F^E$  indicates the formation of  $\alpha$  clusters. The formation of  $\alpha$  clusters increases the effective dipole moment which in turn increases the internal energy.

The formation of hydrogen bond between propylene glycol and aniline which is obtained from the minimum energy based geometry optimization procedure by using the DFT (B3LYP) method with 6-311G++ basis set which is represented in Fig.12 respectively.

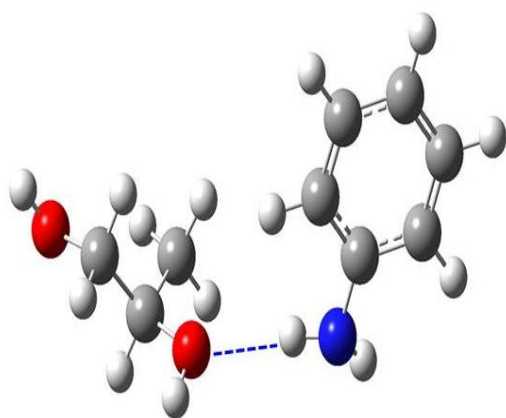


Fig.12. Optimized converged geometrical structure of hydrogen bonded system of aniline and propylene glycol from DFT 6-311G++ basis set using Gaussian-03 programming software

#### IV. CONCLUSIONS

The complex dielectric permittivity spectra of propylene glycol-aniline binary mixtures have been studied using open-ended coaxial probe method in the frequency range 20 MHz-20 GHz at different temperatures. The nonlinear variation of static dielectric constant, dielectric relaxation time and Bruggeman parameter ( $f_B$ ) for all concentrations in the temperature range 303K-323K suggests the heterogeneous interaction between the unlike molecules. The negative trend of excessive inverse relaxation time  $(1/\tau)^E$  with respective molar concentration of aniline in propylene glycol at all temperatures shows the solute-solvent interaction produces a field such that the effective dipoles rotates slowly in the binary liquid system. The negative sign of excess dipole moment values ( $\Delta\mu$ ) suggests the absence of charge-transfer effect that may be due to a solvent-induced medium effect in the binary system. The values of  $\Delta G^*$  (Gibbs free energy of activation) are positive which represents the presence of molecular interaction between the molecules in the system

#### V. ACKNOWLEDGEMENTS

The authors gratefully acknowledge University Grants Commission Departmental Special Assistance at Level I program No. F.530/1/DSA- 1/2015 (SAP-1), dated 12 May 2015, and Department of Science and Technology-Fund for Improving Science and Technology program No.DST/FIST/ PSI-002/2011 dated 20-12-2011, New Delhi, to the Department of Physics, Acharya Nagarjuna University for providing financial assistance.

#### REFERENCES

- [1] P. Jeevanandham, S. Kumar, P. Periyasamy and A. C. Kumbharkhane, Dielectric relaxation studies of 2-butoxyethanol with aniline and substituted anilines using time domain refractometry, *Advances in Physical Chemistry*, 2014 9 pages (2014).
- [2] T.Vishwam, K. Parvateesam, S. Sreehari Sastry, V. R. K. Murthy, Temperature-dependent microwave dielectric relaxation studies of hydrogen bonded polar binary mixtures of propan-1-ol and propionaldehyde, *Spectrochim. Acta, Part A*.114 (2013) p.520-530.
- [3] T.Vishwam, V.R.K. Murthy, Microwave dielectric relaxation studies of hydrogen bonded polar binary mixtures of isobutanol and aniline, *J. Mol. Struct.* 1035 (2013) p.46-53.
- [4] Arvind V.Sarode, Ashok C.Kumbharkhane, Study of dielectric relaxation and thermodynamic behaviour in poly(propylene glycol) using Time Domain Reflectometry, *J. Mol. Liq.*160 (2011) p.109-113.
- [5] T.M. Usacheva, N.V. Lifanova, V.I. Zhuravlev and V.K.Mateev, *Russ. J. Phys. Chem. A*. 84 (7) (2010) 1194..
- [6] T. M. Usacheva, N.V. Lifanova, V.I. Zhuravlev and V. K. Mateev, *J. Struct.Chem.* 50 (2009) 930.
- [7] S.Sreehari Sastry S.M. Ibrahim, L.Tanuj Kumar, Shaik Babu. Ha Sie Tiong. Excess thermodynamic and acoustic properties for equimolar mixture of ethyl benzoate and 1-alkanols with benzene at 303.15 K *IJERT* 4 (2015) p.315-324.
- [8] Kremer F, Schönhal A: *Broadband Dielectric Spectroscopy*. Springer 2002.
- [9] H. A. Chaube, V.A. Rana, D.H. Gadan, Dielectric absorption in mixtures of anisole with some primary alcohols at microwave frequency. *Philos. Mag.* 91 (35) (2011) p.4465-4473.



- [10] G. Parthipan, H. Aswathaman, G.Arivazhagan and T. Thenappan, Dielectric investigations of dilute solutions of anisole with H-bonded liquids, *Philos. Mag. Lett.* 88 (4) (2008) p.251-258.
- [11] R. J. Sengwa, Sonu Sankhla, Vinita Khatri, Static dielectric constants of the binary mixtures of N-methylformamide with water, ethyl alcohol, ethylene glycol, dimethylsulphoxide, acetone and 1,4-dioxane *Philos. Mag. Lett.* 90 (7) (2010) p.463-470.
- [12] P. Sivagurunathan, K. Dharmalingam, K. Ramachandran, B. Prabhakar Undre, P. W. Khirade & S. C. Mehrotra, Dielectric relaxation study of mixtures of alkyl methacrylates and 1-alcohols using time-domain reflectometry, *Philos. Mag. Lett.* 86 (5) (2006) p.291-300.
- [13] M. K. Kroeger, Clustering and dielectric behavior of alcohols, *J. Mol. Liq.* 36 (1987) p.101-118.
- [14] Mohan T. Hosamani, Narasimha H. Ayachit, D.K. Deshpande, The dielectric studies on some substituted esters, *J. Mol. Liq.* 143 (2009) 55-57.
- [15] M.E.Baur, W.H. Stockmayer, Dielectric Relaxation in Liquid Polypropylene Oxides, *J. Chem. Phys.* 43 (1965) p.4319-4325.
- [16] Akihiro Suzuki, Masabumi Masuko, Katsuhiko Wakisaka, Pressure-dependence of dielectric relaxation time in poly(propylene glycol) and its application to high-pressure viscosity estimation *Tribology International* 35 (2002) p.55-63.
- [17] Susan Weinstein, Ranko Richert, Nonlinear features in the dielectric behavior of propylene glycol, *Phys. Rev. B* 75 (2007), 064302.
- [18] In-Sungpark, Kenichi Saruta, Seiji Kojima, Broadband Dielectric Relaxation of Organic Glass-Forming Liquids: Molecular Weight Dependence *Mol. Cryst. Liq. Cryst.* 322 (1998) p.329-336.
- [19] In-Sungpark, Kenichi Saruta, Seiji Kojima, Study of Crystallization from Amorphous *Bi4Ti3O12* by Dielectric Spectroscopy", *J. Phys. Soc. Jpn.* 67(12)(1998) p.4131-4138.
- [20] V.V. Navarkhele, M.K. Bhanarkar, Dielectric relaxation study of Formamide-propylene glycol using time domain reflectometry *Phys. Chem. Liq.* 49 (2011) p.550-559.
- [21] C S Mali, S D Chavan, K S Kanse, A C Kumbharkane and S C Mehrotra, Dielectric relaxation of poly ethylene glycol-water mixtures using time domain technique, *Ind. J. Pure Appl. Phys.* 45 (2007) p.476-481.
- [22] Y. Z. Wei, S. Sridhar, Technique for measuring the frequency-dependent complex dielectric constants of liquids up to 20 GHz, *Rev. Sci. Instrum.* 60 (1989) p.3041-3046.
- [23] U. Kaatz, Techniques for measuring the microwave dielectric properties of materials, *Metrologia* 47 (2010) p.S91-S113.
- [24] R. Minami, K. Itoh, H. Takahashi, K. Higasi, A theoretical approach to the dielectric relaxation of liquid alcohols, *J. Chem. Phys.* 73 (1980) p. 3396-3397.
- [25] M. Chitra, B. Subramanyam, V.R.K. Murthy, Conformational and dielectric analysis of hydrogen bonded polar binary mixtures of methyl benzoate with N-methyl aniline. *Mol. Phys.* 99 (2001) p.1569-1573.
- [26] M. Mohsen Nia, H. Amiri, B. Jazi, Dielectric Constants of Water, Methanol, Ethanol, Butanol and Acetone: Measurement and Computational Study, *J. Sol. Chem.* 39 (2010) p.701-708.
- [27] A.N. Chermahini, A. Moaddeli, A. Teimouri, Ab initio and DFT studies of hydrogen bond interactions in difluoroacetic acid dimer ***Struct. Chem.* 21(2010) p.643-649**
- [28] B. Lone, V. Madhurima, Dielectric and conformational studies of 1-propanol and 1-butanol in methanol, *J. Mol. Model.* 17(2011) p.709-714
- [29] V. Madhurima, K. Sudheendran, K. C. James Raju, Ab initio and dielectric studies of succinic acid and maleic acid in 1,4-dioxane, *Molecular Simulation* 32 (5) (2006) p.331-337.
- [30] N. E. Hill, W. E. Vaughan, A. H. Price, M. Davies, Dielectric Properties and Molecular Behavior, Van Nostrand Reinhold, London, 1969.
- [31] K.S. Cole, R. H. Cole, Dispersion and Absorption in Dielectrics 1. Alternating Current Characteristics. *J. Chem. Phys.* 9 (1941) p.341-351.
- [32] J.B. Hasted, Aqueous Dielectrics, Chapman and Hall, London, 1973. H. Eyring, Viscosity, Plasticity, and Diffusion as Examples of Absolute Reaction Rates, *J. Chem. Phys.* 4 (1936) p.283-291.
- [33] J. G. Kirkwood, The Dielectric Polarization of Polar Liquids. *J. Chem. Phys.* 7 (1939) p.911-919.
- [34] K. Gupta, A.K. Bansal, P.J. Singh, K.S. Sharma, Study of molecular interactions in binary mixtures of acetophenone derivative and cyclohexylamine, *Indian J. Phys.* 79 (2005) p.147-152.
- [35] D. D. Perrin, W.L.F. Armarego, Purification of Lab Chem, third ed., Pergamon Press, Oxford, 1980.
- [36] D.R. Hartree, The wave mechanics of an atom with a non-Coulomb central field. Part I: theory and methods, *Proc Camb. Philos. Soc.* 24 (1928) p. 89-.
- [37] V. Fock, Näherungsmethode zur Lösung des quantenmechanischen Mehrkörperproblems, *Z. Phys.* 61 (1930) p.126.
- [38] J.C. Slater, Note on Hartree's Method, *Phys. Rev.* 35(1930) p.210-211
- [39] R G Parr, W Yang, Density-functional theory of atoms and molecules (New York: Oxford University Press) (1994)
- [40] C Lee, W Yang, R G Parr, Development of the Colle-Salvetti correlation-energy formula into a functional of the electron density ***Phys. Rev B.* 37 (1988) 785-789.**
- [41] A D Becke, A new mixing of Hartree-Fock and local density-functional theories *J. Chem. Phys.* 98 (1993) p.1372-377
- [42] M J Frisch, G W Trucks, H B Schlegel, G E Scuseria, M A Robb, J R Cheeseman, V G Zakrzewski, J A Montgomery Jr, R E Stratmann, J C Burant, S Dapprich, J M Millam, A D Daniels, K N Kudin, M C Strain, O Farkas, J Tomasi, V Barone, M Cossi, R Cammi, B Mennucci, C Pomelli, C Adamo, S Clifford, G A Ochterski, J Petersson, Y Ayala, Q Cui, K Morokuma, N Rega, P Salvador, J J Dannenberg, D K Malick, A D Rabuck, K Raghavachari, J B Foresman, J Cioslowski, J V Ortiz, A G Baboul, B B Stefanov, G Liu, G A Liashenko, P Piskorz, I Komaromi, R Gomperts, R L Martin, D J Fox, T Keith, M A Al-Laham, C Y Peng, A Nanayakkara, M Challacombe, P M W Gill, B Johnson, W Chen, M W Wong, J Andres, J Gonzalez, C. M Head-Gordon, E S Replogle, J A Pople ***GAUSSIAN 98*, Revision A.7, Gaussian, Inc., Pittsburgh, PA (1998).**
- [43] C P Smith, Molecular interactions, Edited by H Ratajczak (John Wiley, New York) 11 (1981) p.305.
- [44] V. Satheesh, M. Jayaraj, J. Shobanadri, Dielectric studies of alkyl alcohol with (i) Pyridine, (ii) 1, 4-Dioxane and (iii) Phenol hydrogen bonded complexes, *J. Mol. Liq.* 64 (1995) p. 247-261.
- [45] R. Sampath Kumar, R. Sabeasan, S. Krishnan, Dielectric studies of H-bonded complexes of 2,6 diphenyl piperidones with phenols, *J. Mol. Liq.* 95 (2002) p.41-50.
- [46] T. Thenappan, U. Sankar, Dielectric studies of hydrogen bonded complexes of alcohols with NN-dimethyl formamide, *J. Mol. Liq.* 126 (2006) p. 38-42.
- [47] G. Parthipan, T. Thenappan, Concentration and temperature dependent interaction studies using dielectric and thermodynamic methods on mixtures of anisole with o-toluidine and m-toluidine, *Mol. Phys.* 106 (2008) p.937-943.
- [48] V. A. Rana, A. D. Vyas, S. C. Mehrotra, Dielectric relaxation study of mixtures of 1-propanol with aniline, 2-chloroaniline and 3-chloroaniline at different temperatures using time domain reflectometry, *J. Mol. Liq.* 102 (2002) p.379-391.
- [49] R. J. Sengwa, S. Madhvi Sonu, S. Shobha, Characterization of Heterogeneous Interaction Behavior in Ternary Mixtures by a Dielectric Analysis: Equi-molar H-bonded Binary Polar Mixtures in Aqueous Solutions. *J. Sol. Chem.* 35 (2006) p.1037-1055.
- [50] T. Thenappan, A. Prabhakar Devaraj, Dielectric studies on binary polar mixtures of propanoic acid with esters. *J. Mol. Liq.* 123 (2006) p.72-79
- [51] R. Varadarajan, A. Rajagopal, Dipolar excess thermodynamic parameters and Kirkwood-Frohlich correlation factor of monoalcohols, *Indian J. Pure Appl. Phys.* 36 (1998) p.119-124.
- [52] B. B. Swain, Excess thermodynamic functions of mixing in binary mixtures of alcohols and toluene, *Curr. Sci.* 54 (1985) p.504-506.