

DESIGN AND DEVELOPMENT OF ADJUSTABLE STAIR CLIMBING ROBOT AND REMOTE CONTROLLED VEHICLE

Balaji Thiru /PG student
Dept of mechanical, Robotics,
SRM University
Chennai, India
bala14mechanical@gmail.com

M.R.Stalin john
Asst professor, dept. of mechanical Engg
SRM University,
Chennai, India

Abstract— In the present scenario the application of robots is quite common to reduce the human effort in several areas. The stair climbing robots are used to climb the stairs for different applications up to now, but the main disadvantage of the rugged terrain robots is not adjustable according to the structure of the stairs. To overcome this, we have developed an adjustable stair climbing robot to climb the stairs up and down according to the dimensions of the staircase by using adjustable frame. The main features of the robot include the platform which is attached to the adjustable frame to carry the materials up and down as per the motor capacity. The main application of this robot is to check the urban areas by carrying the materials on the platform for rescue operations

Keywords— Adjustable frame, Staircase, circuit board, Design, Robot Wheels.

INTRODUCTION

Adjustable stair climbing robot is one of the most attractive performances of robot in legged and wheeled. Developments have been made on various kinds of stair climbers, considering how to make its climbing ability higher and its mechanical complexity reasonable and practical. The research includes realizing a large step negotiating. Reducing body weight and energy consumption is also the important matter of developing. We introduce some solutions to realize stair climbing machines that we developed. Each of them has good performance as in a category of their kind, e.g. various numbers of wheeled shapes. Then, we discuss a development of adjustable high-grip mover, which we think one of the best solutions as the stair climber. A mechanism is a combination of rigid or restraining bodies so shaped and connected that they move upon each other with definite relative motion. A machine is a collection of mechanisms which transmits force from the source of power to the load to be overcome, and thus perform useful mechanical work. Robotics is the area of automation which integrates the technology in variegated fields like mechanisms, sensors & electronic control systems, artificial intelligence and embedded systems. The synthesis of mechanisms is the very first step in any robot design depending upon its application, are provided. The formatter will need to create these components, incorporating the applicable criteria that follow.

WHEELED ROBOTS

Wheeled robots usually have to resort to mechanic extensions to overcome stairs. One application of such a technique is inpatient rehabilitation, where stair climbing could greatly enhance mobility, and thus quality of life, of people confined to wheelchairs. Lawn and Shiatsu [1] present a stair-climbing wheelchair using two (forward and rear) articulated wheel clusters attached to movable appendages. The robot is equipped with step-contact sensors, but relies on user steering and is thus only semi-autonomous.

TRACKED ROBOTS

Tracked robots have a larger ground contact surface than wheeled vehicles and are more stable than bipeds due to their low center of gravity. Liu et al.[3] derived the fundamental dynamics of the stair-climbing process for a tracked robotic element, analyzing the different phases of riser climbing, nose crossing, nose line climbing and the effects of grouser bars or cleats. The analysis is limited to 2D, and slippage, shocks, and intermittent loss of track-surface contact, phenomena that are commonly encountered during stair climbing, are neglected.




Fig-1: Tracked Robots

MECHANISM OF A ROBOT

The adjustable stair climbing robot consists of a adjustable wooden frame, D.C induction motors, Wheels, On-Off Switch, Connecting wires, circuit board and a platform.



Fig-2: Adjustable Stair Climbed Robot

DESCRIPTION OF PARTS

ADJUSTABLE FRAME

The main feature of this robot is adjustable wooden frame. We can adjust the length of the robot with respect to stair size.




Fig-3: Adjustable Frame of the Robot

CIRCUIT BOARD

We can move the robot forward and backward with the help of remote control. The circuit board is designed for moving the robot which can climbs the stairs up and down. It is a wireless circuit which produces 12v when moving up and 6v when moving down.

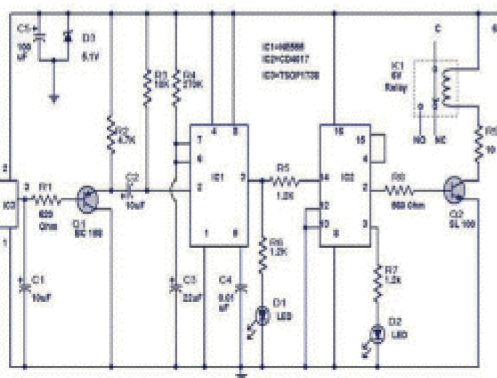


Fig-5: Block Diagram of Circuit board



Fig-4: Circuit board placed on Platform

PARTS SPECIFICATIONS

Part	Specification	Quantity
Motor	12v DC Gear Motor 60 RPM	6
Upper wheel	7cm x 2cm	1
Lower wheels	10.5cm x 4.2cm	4
Battery	12v, 1500mah	1
Circuit Board	12v - moving up and 6v - moving down.	1
Adjustable frame	Length can be adjust able	1
Platform	420 mm x 102 mm	1

STEPS FOR MAKING THE ROBOT

- First design the wooden frame as per the dimensions with adjustable mechanism.
- The structure of the robot should be rigid.
- The five D.C motors are attached to the end of the frame.
- Four 12v batteries are connected in series for constant movement of wheels.
- The positive connection is upto 12v, and negative connection is up to 6v.
- Positive connection is for forward motion and negative connection is for backward motion.
- These connections are linked to circuit board for the robot motion.
- The robot can be controlled by remote which is connected to circuit.
- The remote has a switch which is helpful for the backward and forward motion of robot.

WORKING OF THE ROBOT

Working of the robot takes place stepwise. The robot comes to rest momentarily after each step. The four steps for climbing the stairs are

1. Robot wheel touches the step
2. Lifting the front part.
3. Lifting the back part of the robot.
4. Following the above steps the robot proceeds.

5. It can also be used for descending of steps.



Fig-6

EXPERIMENTAL RESULTS

We are succeeded to run the stair climbed robot to climb the stairs up and down which has shown in figures displayed below.



Fig-7: Robot is in initial position




Fig-8: The front and top view of the robot which touches the step




Fig-9: Robot climbing stairs up and down

CONCLUSION AND FUTURE SCOPE

In this paper we have developed Adjustable stair climbing robot for providing the service to replace the human in many fields like office, military tasks, hospital operations, industrial automation, security systems and dangerous environment. The developed model has completed the task successfully.

This mechanism can be further modified and used in various other applications. It can be useful in carrying heavy baggage or load and thus reducing human effort. Another common situation that employs the use of this mechanism is in the case of urban disasters or hostage situations wherein these robots are designed to rescue workers. The benefits of rescue robots to these operations include personnel requirements, reduced fatigue as well as access to unreachable areas. These robots have the ability to move over irregular terrain of collapsed or destroyed buildings. On the robot, a camera can be placed to take a video of the affected areas which can further help in rescuing operations.

REFERENCES

- [1] M. Lawn and T. Shiatsu, "Modeling of a stair-climbing wheelchair mechanism with high single-step capability," IEEE Transactions on Neural Systems and Rehabilitation Engineering, vol. 11, no. 3, pp. 323–332, Sept. 2003
- [2] G. Figliolini and M. Ceccarelli, "Climbing stairs with EP-WAR2 biped robot," in Proc. IEEE International Conference on Robotics and Automation (ICRA), vol. 4, Seoul, Korea, 2001, pp. 4116–4121
- [3] J. Liu, Y. Wang, S. Ma, and B. Li, "Analysis of stairs-climbing ability for a tracked reconfigurable modular robot," in Proc. IEEE International Workshop on Safety, Security and Rescue Robotics, Kobe, Japan, June 2005, pp. 53–58
- [4] R. C. Luo, K. L. Su, "A multi agent multi sensor based real-time sensory control system for intelligent security robot" IEEE International Conference on Robotics and Automation, vol. 2, 2003, pp. 2394 – 2399.
- [5] Sandeep H. Deshmukh, Sakthivel P. & Srikanth Sankaran, "Computer Aided Design and Interfacing Of EOT Crane" in the Proc. of Global Conference on Production and Industrial Engineering, National Institute of Technology, Jalandhar, 2007, Session 4A, pp 1-6
- [6] Stoeter et al., 2002; Murphy, 2000; Yim et al., 2000; Krish
- [7] na et al., 1997; Granosik et al., 2005; Liu et al., 2005; Arai et al., 2006; Tanaka et al., 2006; Miyazaki et al., 2007; Tsukagoshi et al., 2005
- [8] "Algorithmic Foundations of Robotics VI" By Michael Erdmann, David Hsu, Mark Overmars, A. Frank van der Stappen,
- [9] "Robot Motion and Control 2011" edited by Krzysztof Kozłowski,

- [10] "Climbing and Walking Robots: Proceedings of the 8th International Conference" by Mohammad Osman Tokhi, G. S. Virk, M. A. Hossain,
- [11] "Intelligent Autonomous Systems: Foundations and Applications" by Dilip Kumar Pratihari, Lakhmi C. Jain,

NCITSF' 14