

AI-Based Financial Management System for Individuals and SMEs

Mrs. P. Shabana
M.Tech, (Ph.D.),
Associate Professor,
Computer Science Engineering
Department,
Potti Sriramulu Chalavadi
Mallikarjuna Rao College of
Engineering and Technology,
One Town, Vijayawada, India

Varadala Yesubabu
(22KT1A050C),
Computer Science Engineering
Department,
Potti Sriramulu Chalavadi
Mallikarjuna Rao College of
Engineering and Technology,
One Town, Vijayawada, India

Vadlamani Vaishnavi
(22HN1A0560),
Computer Science Engineering
Department,
Potti Sriramulu Chalavadi
Mallikarjuna Rao College of
Engineering and Technology,
One Town, Vijayawada, India

Ragula Gowtham
(22KT1A05B0),
Computer Science Engineering Department,
Potti Sriramulu Chalavadi Mallikarjuna Rao College of
Engineering and Technology,
One Town, Vijayawada, India

Inapakuri Vasudha Priya
(22KT1A0573),
Computer Science Engineering Department,
Potti Sriramulu Chalavadi Mallikarjuna Rao College of
Engineering and Technology,
One Town, Vijayawada, India

Abstract - As digital financial services develop, dealing with personal and business finances becomes more complicated, especially for individuals and SMEs. Traditional financial management systems involve manual tracking, and basic tools which lack integration, prediction, and personalization, leading to inefficient decisions. This paper describes an AI-based financial management system, aimed at providing an intelligent and unified solution for all financial activities. Proposed is a system that utilizes machine learning to assess structured financial data, and produce actionable insights for activities such as expense tracking, budget formulation, forecasting, and personalized recommendations. An integrated, data processing mechanism, that encompasses the collection, pre, and post-processing, normalization, and feature engineering, to ensure the reliability of analysis represents the innovation for this work. Mechanisms for the detection of unusual spending and financial awareness improvements are also integrated. Privacy and system integrity are ensured with secure data handling, and users are protected during authentication. Process visualization is enhanced with a user-friendly interface and interactive dashboards that are designed to show financial insights. Proposed is the solution that balances efficiency with user focus while modernizing financial management.

Keywords - Artificial Intelligence, Financial Management, Machine Learning, Expense Tracking, Budget Planning, Financial Forecasting, SMEs, Data Analysis, Predictive Modeling

I. INTRODUCTION

The rapid growth of digital transactions and financial technologies has changed the way individuals and small-to-medium enterprises (SMEs) manage their finances. The traditional way of recording and tracking finances manually has become obsolete as financial activities like income tracking, expense management, budgeting, and planning become more

automated. These traditional methods lack integration and real-time insight and predictive capabilities, making financial management inefficient and resulting in poor decision-making.

The last couple of years has seen the integration of financial systems and artificial intelligence in systems to offer users insight into their finances and the offer predictive capabilities/ financial forecasting and predictive modeling to empower individuals and SMEs to take control of their finances.

Advanced machine learning and practical financial tools combine to make financial management more efficient and to improve the decision making process. Financial management, expense tracking, budgeting, financial forecasting, and recommendations, can be integrated into one system to make financial management systems more efficient. Structured financial data can be processed and insight can be offered into the data to make financial management systems more efficient. Financial management systems can also be designed to be secure, easy to use and flexible to meet the user's needs to offer financial management systems and tools to individuals and SMEs.

II. LITERATURE SURVEY

The rapid growth of artificial intelligence and machine learning has aided in the extension of smart and automated technologies in the area of finance. Many studies and technologies contribute to various domains of financial management, ranging from analysis, prediction and design of systems.

One of the most recent studies, Mathebula et al. (2024), researched the applicability of artificial intelligence language systems in sentiment analysis within a business finance framework. Their findings indicated that the automated analysis

of text fragments from finance-related documents and customer reviews, improves analytics and, in turn, finances. The findings have merit, but the primary focus is a limitation of raw text data, and further lack integration of quantitative finance data, predictive financial modeling, and a structural framework.

The research of Nicholls et al. (2021), from Australian National University, is comparatively broader, and more developed, and describes in depth the machine learning methods and techniques used in the field of financial analytics, particularly in the area of evasive financial fraud. The findings of these case studies on Australian finance management fraud identified the value of such analyses to gain a higher value return. This study, however, indicates an important and, at the same time, a highly restricted contribution to the finance management utility, hence fraud detection, without further, comprehensive budgeting and forecasting.

Narasimha et al. (2025) describe a common and comprehensive machine learning automated financial management system, integrating the technologies of Logistic Regression and Decision Trees, together with the various algorithms used in other studies. The improvement in the banking decision-making process, within the specified isolated and singular domain, was noted. However, the solution fails to provide management of comprehensive financial solutions.

Technologically speaking, MongoDB Inc. (2024) launched NoSQL databases which offer modern applications the ability to store and retrieve unstructured data in an easily adaptable and scalable manner. While suitable for the financial systems due to its ability to process lots of dynamic data, the system lacks built-in analytical and machine learning functionalities. In the same vein, Vercel Inc. (2024) pointed to the benefits of using Next.js in the development of fast web applications with smooth integration of the front-end and back-end, yet still requires additional integrations in order to i

Brown et al. (2020) recognized the potential of large AI systems and their ability to write and understand natural language. This work provides an argument in favor of incorporating smart assistants into financial systems to improve interaction with users and provide automated feedback, although the models require lots of data and processing power.

In summary, the literature reviewed shows that there is a lot of work on fraud detection, sentiment analysis, predictive modeling, etc, and while there still is a lot of work to be done, the solution proposed for the problem is to offer an integrated system that combines features and processes predictive, smart, personalized, proactive, interactive, and user-centered systems within a single system, which will provide a combined AI system for financial management for individual users and small and medium enterprises.

III. METHODOLOGY

A structured modular approach to building the proposed AI-based financial management system has been employed. This approach combines secure data handling, robust data processing, intelligent analysis, and user interaction. The workflow has been divided into four modules:

A. USER AUTHENTICATION AND DATA MANAGEMENT

The process starts with user authentication to uphold the integrity and security of the system. Users can register and log

in via secure means using JSON Web Tokens (JWT) and password hashing. User financial information, such as income, expenditure, and transaction data, are gathered and stored in a structured database. The information goes through the process of input validation to ascertain that the data is accurate and consistent. This allows for reliable processing of data in the system.

B. DATA PREPROCESSING AND FEATURE ENGINEERING

The financial information collected goes through a process of data preprocessing and transformation to ensure that the output is structured and usable. Data cleaning, treatment of missing and incorrect data, and normalization is done during the categorization of transactions. Engineering is featured to derive valuable metrics such as total expenditure, monthly savings, and spending by category. The step taken here improves data quality for analysis and to system performance.

C. PREDICTIVE ANALYSIS AND DECISION ENGINE

The system's core intelligence is embedded in the analysis of financial behavior and the generation of derived insights. Data-driven logic and machine learning are deployed to identify spending patterns, anticipate financial trends, and identify deviations. The system assists the users in making better financial choices through personalized recommendations such as budget recommendations and approaches to spending less detrimental to the financial.

D. User Interface and Visualization

The system's user interface uses modern web design to achieve user friendliness and interactivity. Users can easily enter financial data, view summaries and insights, and access dashboards. Financial data is visualized using graphs, which adds clarity and aids understanding for decision making. Integration of the frontend and backend alongside real-time updates facilitates a user experience that is frictionless.

In summation, the methodology provides a system that is secure, scalable, and delivers sensible financial insights accurately, and is applicable to real life.

IV. IMPLEMENTATION

The system for managing finances that utilizes AI technology will adopt a modern web-based architecture that combines all the components including the front end, the back end, the database, and the intelligent processing. All the components will be designed with focus on scalability, safety, and time-sensitive analysis of finances.

A. System Architecture Implementation

The system architecture has been designed with a layered style. The system has been deployed on a Linux-based Cloud Infrastructure. The front end has been constructed using standard web technologies including HTML, CSS, and JavaScript, allowing for a users interaction. The back end of the system has been constructed using a Python based framework, which seamlessly integrates the designed machine learning algorithms for finances. User and server communication is been secured using the HTTPS protocol.

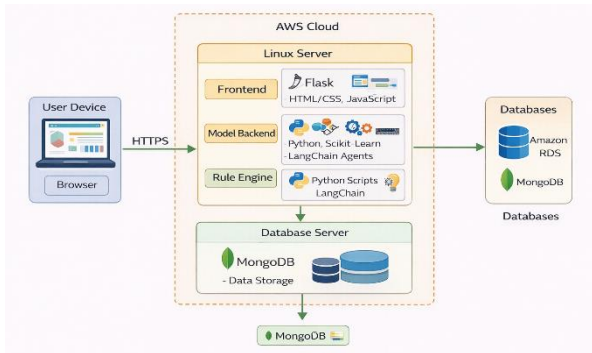


Fig. 1. System Architecture of the Proposed Financial Management System

The system features a pronounced layered architecture including a front end, back end, rules engine, and database. The back end of the system is designed to process the users prompt, perform calculations, and manage communications with the database by providing the financial data for storage and retrieval.

B. Data Processing and Analysis

The system will of course collect user data and will use that data to construct a data analysis pipeline and process the user financial data. The data processing will use the capabilities of Microsoft® Excel® to perform data cleaning, normalization, and structuring. The processed data will be utilized for the machine learning models designed using Scikit-learn.

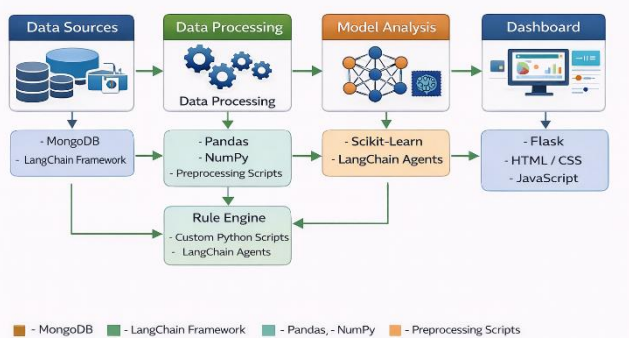


Fig. 2. Data Processing and Analysis Pipeline

The system will employ a number of analysis techniques to recognize spending habits, determine the financial balance, and make forecasts. The system will employ a rules engine to focus its analysis of a user's spending. This will allow the system to provide recommendations and spending alerts in real time.

C. Database Management

User data, transaction data, processed data, and outputs from the system are primarily stored using MongoDB. It offers flexible data storage, simple data retrieval, and database scalability. For better reliability, Amazon RDS and other cloud database services may be used in other configurations.

D. User Interaction and Workflow

In a structured workflow, the end-user submits financial data. The data is received at the back-end, machine-learned, and the data is archived in the database. The backend also performs a certain analysis and issues alerts and recommendations. These notifications appear on the end-user's dashboard.

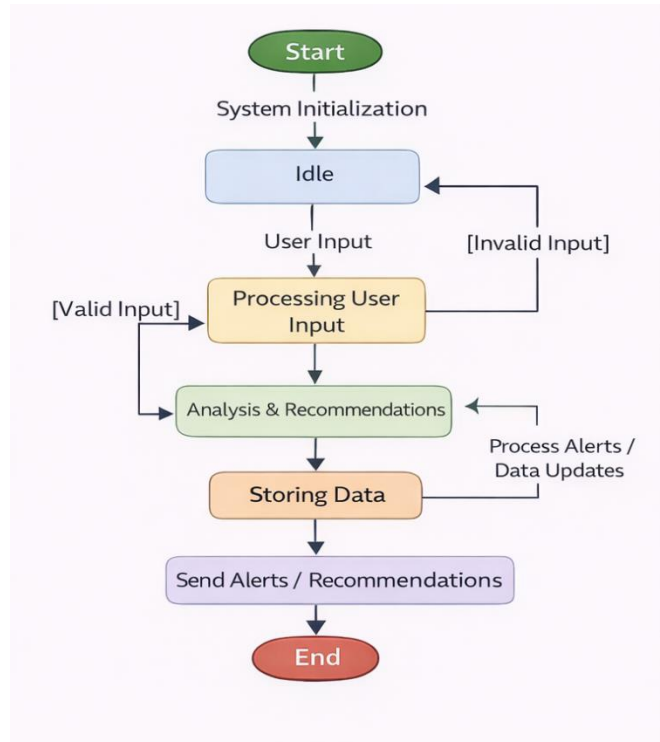


Fig. 3. System Workflow for Financial Data Processing

E. Integration and Deployment

API communication for the front end and back end is how the system is entirely configured. The system is hosted on a cloud environment, allowing it to be highly available, scalable, and process in real time. Safeguards, including, but not limited to, authenticated sessions and encrypted channels, are in place to secure along the system to ensure the financial data remains protected.

V. RESULTS AND DISCUSSION

The developed AI-based financial management system was benchmarked for individual as well as small-to-medium enterprises (SMEs) user cases. The system was proven to be good for real-life financial tracking, analysis, and visualization.

Apart from other functionalities, the dashboard is the centralized point of the system for the upto-s-the-minute status of the financial data, including overall balance, income, expenses, and the rate of savings. It mostly helps the user to quickly determine the current status of the account, and then use that information for future decisions.

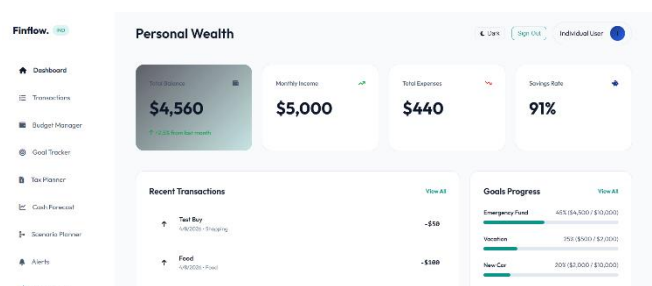


Fig. 4. Dashboard Showing Overall Financial Summary
 The transaction management module enables financial activity/current transaction management whereby users can

collect, classify, and track down all financial activities. It is a systematic documentation of the inflow and outflow of funds that assist the user to study the expense trends and thus improve budgeting and spending control

and decision making compared to other primary techniques used in financial management.

VI. CONCLUSION

In this paper, an artificial intelligence-based financial management system was described, which seeks to simplify financial management for individual users as well as SMEs. Instead of employing traditional financial management techniques that often involve manual recording or very simple software programs, the suggested financial management system combines several financial management tasks into one convenient tool.

After being tested, it has become clear that the described system has the capacity to process large volumes of financial information and present useful results through reports and dashboard analytics. Financial behavior analysis based on the data obtained allows revealing spending patterns, as well as obtaining practical financial insight in general terms.

Another result of implementing the described system concerns increased financial literacy among its users since it enables people to monitor expenses, control budgets, and plan actions even without having any specialized financial knowledge. Moreover, for SMEs, the presented tool also provides basic financial analytics, including cash flow management and other transactions.

As seen from the above discussion, the developed tool represents a rather useful approach to financial management that is easy-to-use and efficient enough to provide practical benefits.

REFERENCES

- [1] Mathebula, M., Modupe, A., & Marivate, V. (2024). ChatGPT as a text annotation tool for sentiment analysis in financial institutions.
- [2] Nicholls, J., Kuppa, A., & Le-Khac, N. A. (2021). Machine learning approaches for financial cybercrime detection: A survey.
- [3] Narasimha, T. L., et al. (2025). Machine learning techniques for bank loan eligibility prediction.
- [4] MongoDB Inc. (2024). MongoDB documentation for NoSQL database systems.
- [5] Vercel Inc. (2024). Next.js documentation for modern web application development.
- [6] Brown, T. B., et al. (2020). Language models are few-shot learners.

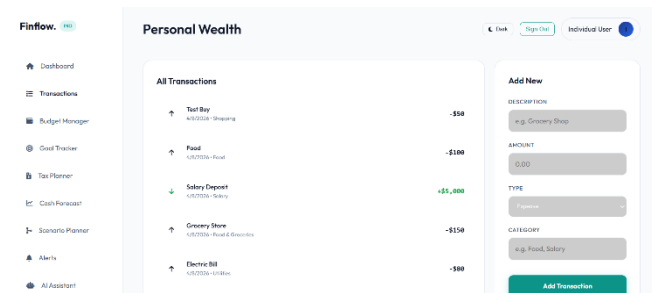


Fig. 5. Transaction Management and Expense Tracking Interface

The system also provides financial management in terms of visual data representation, where the user can get one of more of the analytic reports. The user of the system is mostly concerned about the trend and other factors, thus the income vs expense report is a good example of the financial report.

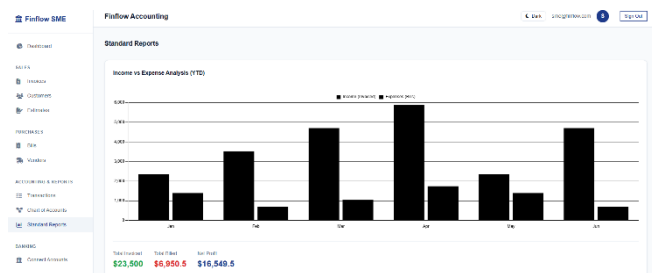


Fig. 6. Income vs Expense Analysis Report

The SME users of the system have other privileges as in invoice management, reporting of sales/loss, billing, and tracking the overall performance of the business. The SME dashboard is focused on the financial well-being of the business, thus total invoiced amount, total unpaid bills, and net cash flow are some of the performance indicators.

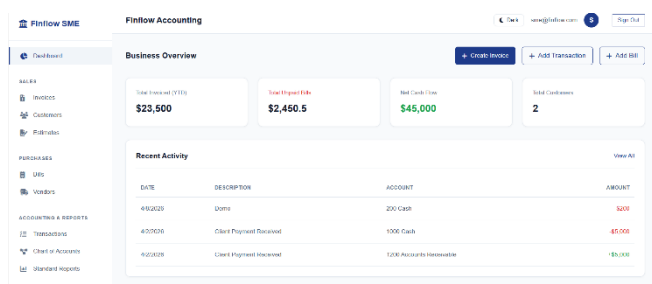


Fig. 7. SME Financial Overview Dashboard

As per norms, the system is predicted to improve financial awareness, better organization of financial data, and offers functional financial management through analytical insight. Overall, the developed system offers effective management and control, hence improving the management of the financial data